



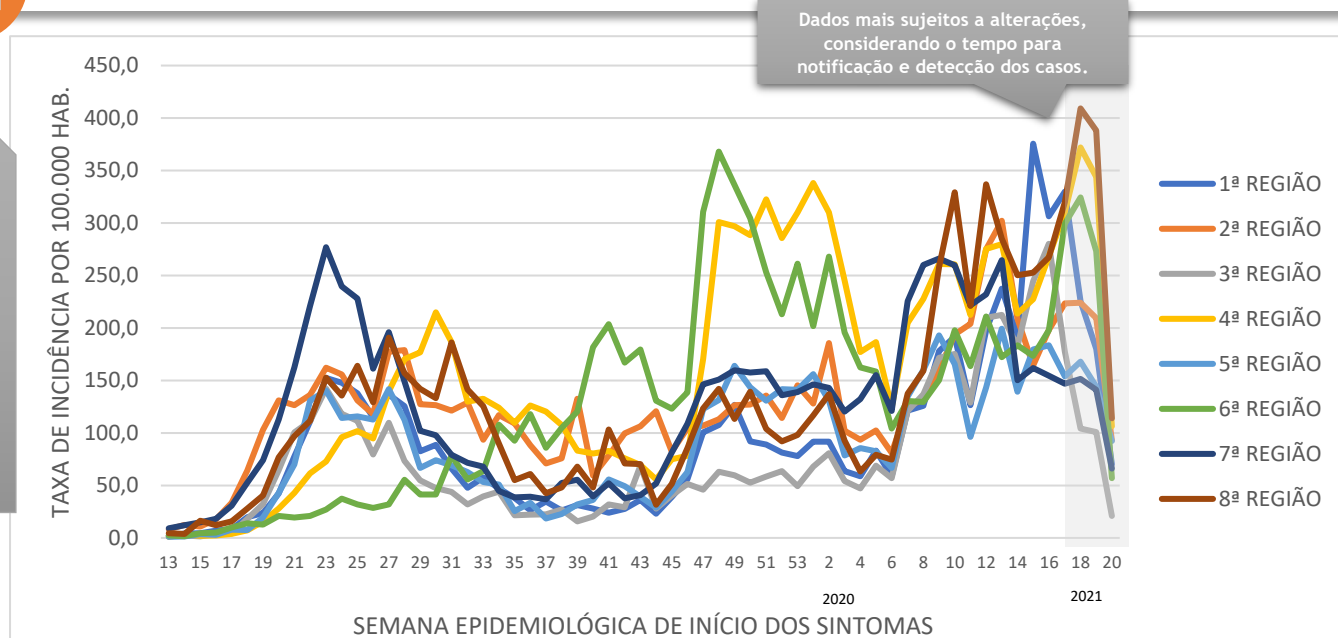
**PANORAMA EPIDEMIOLÓGICO**



Fonte: SUVIGE/CPS/SESAP; FormSUScap/E-SUS VE-MS; GAL/LACEN-RN; Lab. Privado; Dados extraídos em 27/05/2021 (SE 21) às 23h, sujeitos a alterações. \*São considerados casos inconclusivos os casos suspeitos para os quais não foi possível realizar diagnóstico laboratorial. \*O sistema E-SUS encontra-se inoperante na data de hoje, 28/05/2021 e os dados relativos serão inseridos logo mais que o sistema se estabeleça.

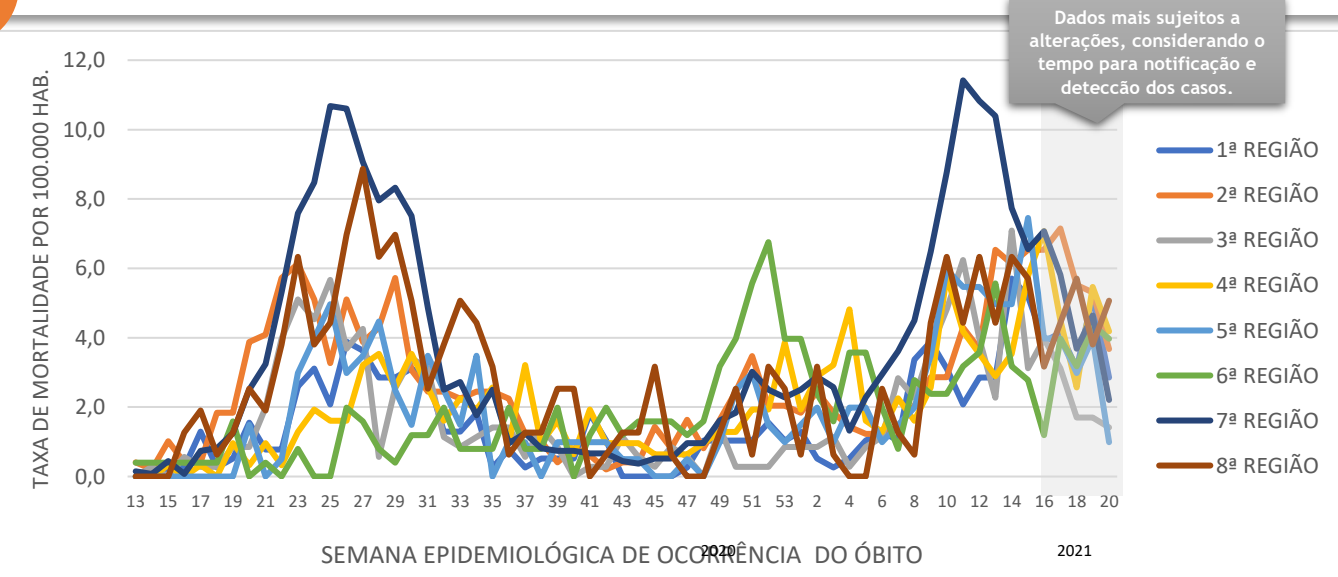


**INCIDÊNCIA (CASOS CONFIRMADOS/100.000 HAB) POR REGIÃO DE SAÚDE**



Fonte: SUVIGE/CPS/SESAP; SIVEP-Gripe/E-SUS VE-MS; GAL/LACEN-RN; Lab. Privado; Dados extraídos em 20/05/2021 (SE 20) às 23h, sujeitos a alterações. \*Por motivo de instabilidade no sistema da SESAP, não foi possível a atualização da semana epidemiológica.

**MORTALIDADE (ÓBITOS CONFIRMADOS/100.000 HAB) POR REGIÃO DE SAÚDE**

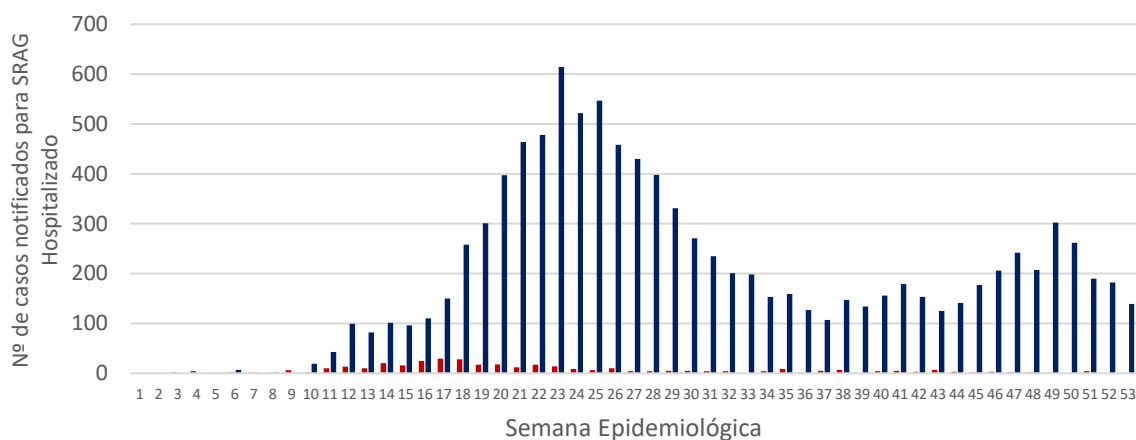


Fonte: SUVIGE/CPS/SESAP; SIVEP-Gripe/E-SUS VE-MS; GAL/LACEN-RN; Lab. Privado; Dados extraídos em 20/05/2021 (SE 20) às 23h, sujeitos a alterações. \*Por motivo de instabilidade no sistema da SESAP, não foi possível a atualização da semana epidemiológica.





**CASOS E ÓBITOS POR SÍNDROME RESPIRATÓRIA AGUDA GRAVE HOSPITALIZADO NO RN**



**2019\***

CASOS NOTIFICADOS

**361**

ÓBITOS POR SRAG

**97**

**2020**

CASOS NOTIFICADOS\*\*

**10.303**

ÓBITOS POR SRAG

**3.349**

ÓBITOS POR SRAG CONFIRMADO COVID-19

**2.488**

**74,3%**

Óbitos notificados por SRAG 2020

Positivo COVID-19

Negativo COVID-19

Em investi...

Ó...  
no...  
por  
SR...  
20...

■ Óbitos notificados por SRAG 2020 ■ Óbitos notificados por SRAG 2019

Fonte: SUVIGE/CPS/SESAP; SIVEP-GRIPE; Dados extraídos em 14/01/2020 (SE 02) às 23h, sujeitos a alterações. A atualização da base de dados do SIVEP-GRIPE possui outra dinâmica, com isso pode haver delay em sua atualização. \*Os dados de 2019 correspondem ao mesmo período de análise em 2020. \*\*Registros em duplicidade foram removidos.



**FIQUE CONECTADO COM A SESAP-RN E PARCEIROS**

ACESSE MAIS INFORMAÇÕES NO SITE DA SESAP E AOS ARQUIVOS DOS DADOS DETALHADOS

<http://www.saude.rn.gov.br/>

ACESSE AO APLICATIVO TO DE OLHO

<https://todeolho.mprn.mp.br/#/>

ACESSE AO PAINEL DE MONITORAMENTO CORONAVÍRUS RN

<https://covid.lais.ufrn.br/>

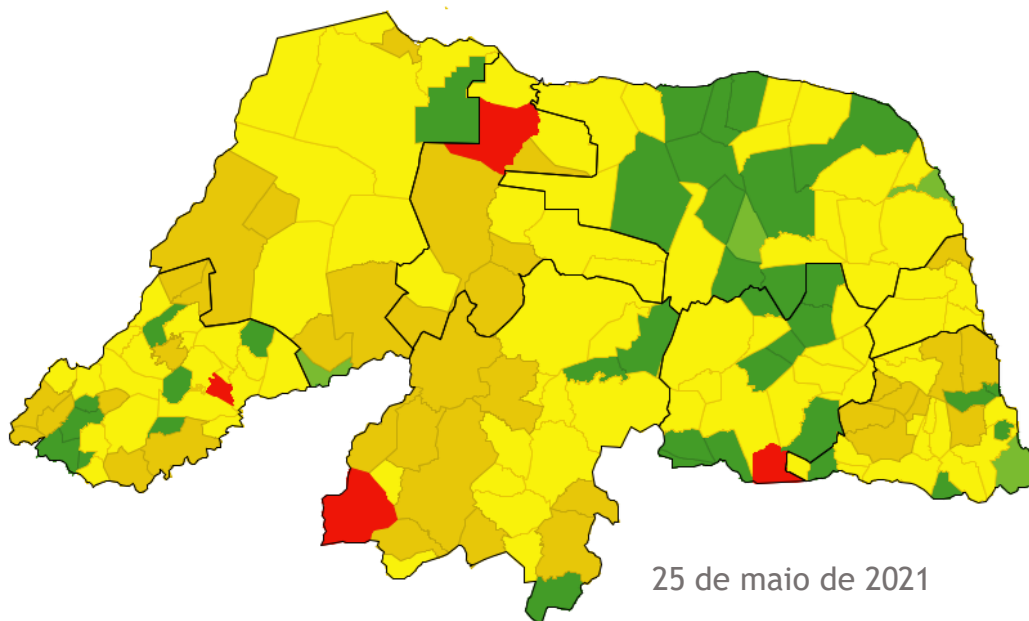

ACESSE O PORTAL DO RN SOBRE O COVID-19

<https://portalcovid19.saude.rn.gov.br/>

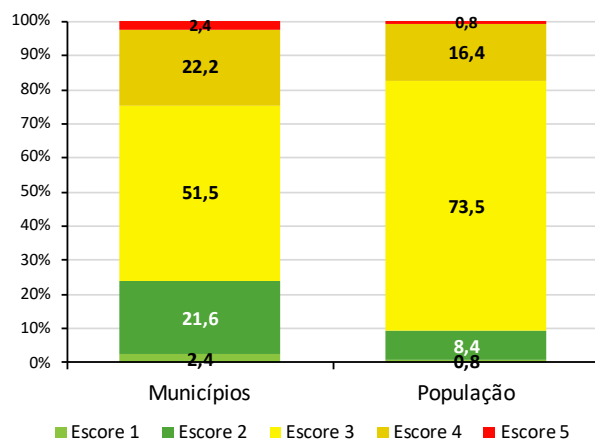
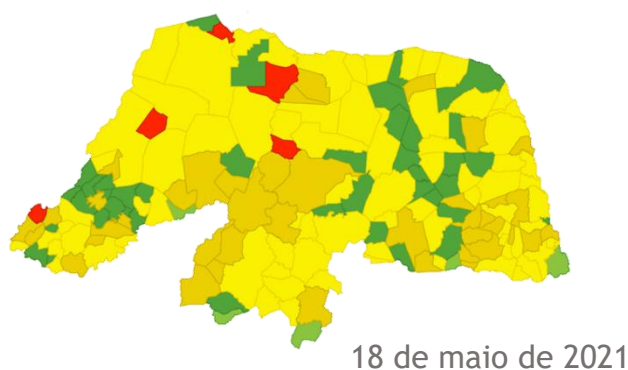




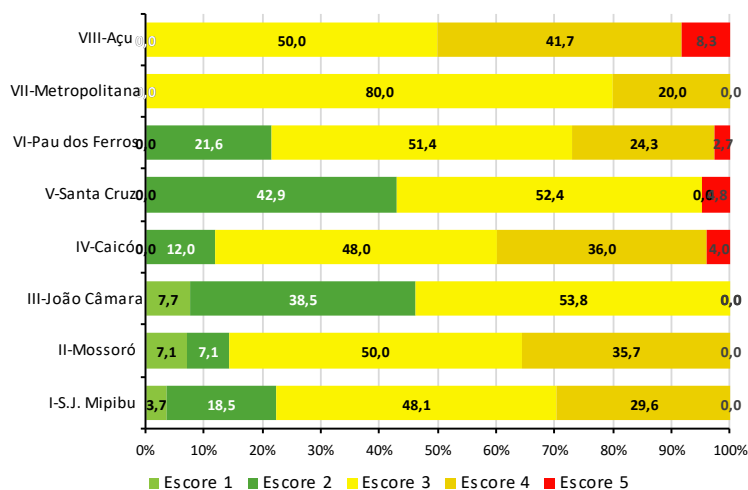
**INDICADOR COMPOSTO DE MONITORAMENTO DA COVID-19 NO RN**



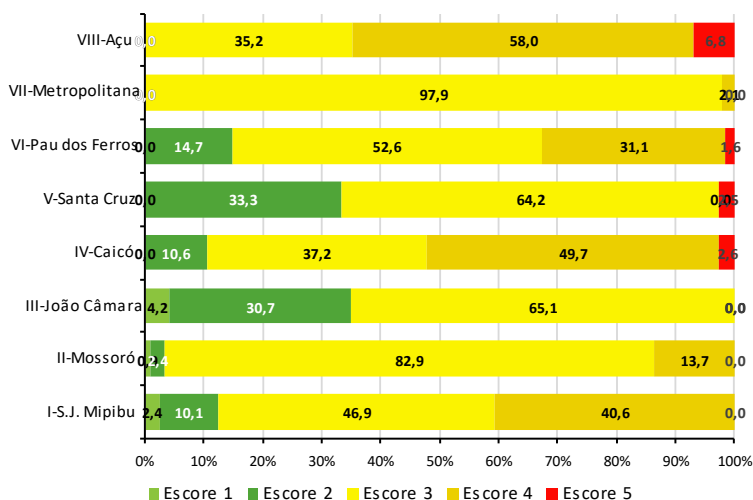
a) Percentual de municípios e residentes em cada escore no RN



b) Percentual de municípios em cada escore por região de saúde



c) Percentual de residentes em cada escore por região de saúde



Fonte: Comitê de especialistas da SESAP/RN. Dados: SUVIGE/CPS/SESAP; SIVEP-Gripe/E-SUS VE-MS; GAL/LACEN-RN; Lab. Privado; Dados extraídos em 24/05/2021 (SE 21) às 23h, sujeitos a alterações.



**Tabela 1 - Indicador composto de monitoramento da COVID-19 por dimensão e município, Rio Grande do Norte, 2021.**

MUNICÍPIO	INTERNAÇÃO LEITOS CRÍTICOS	ÓBITOS LEITOS CRÍTICOS	INCIDÊNCIA CASOS PEA	TAXA CASOS ATIVOS	INCIDÊNCIA CASOS IDOSOS	TAXA ÓBITOS IDOSOS	VPD CASOS	VPD ÓBITOS	RAZÃO DE TESTES	INDICADOR (VALOR)	INDICADOR (ESCORE)
ACARI	2	1	4	5	4	2	3	2	3	3	3
AÇU	5	4	5	5	3	1	4	1	4	4	4
AFONSO BEZERRA	2	4	2	5	2	2	1	2	5	3	3
ÁGUA NOVA	1	1	2	4	2	1	5	0	4	2	2
ALEXANDRIA	5	5	5	5	4	2	5	3	1	4	4
ALMINO AFONSO	3	5	3	5	1	1	5	0	4	3	3
ALTO DO RODRIGUES	2	5	5	5	4	2	3	5	4	4	4
ANGICOS	5	5	4	5	1	2	3	3	4	3	3
ANTÔNIO MARTINS	1	1	5	5	5	1	2	3	4	3	3
APODI	3	5	5	5	5	1	4	1	5	4	4
AREIA BRANCA	2	2	2	5	2	3	5	5	4	3	3
ARÊS	3	1	3	5	1	1	1	1	5	2	2
AUGUSTO SEVERO (CAMPO GRANDE)	5	4	5	5	2	1	5	5	5	4	4
BAÍA FORMOSA	1	1	1	2	1	1	1	0	5	1	1
BARAÚNA	2	1	2	5	2	1	4	5	5	3	3
BARCELONA	5	1	4	5	1	1	5	0	3	3	3
BENTO FERNANDES	2	1	3	5	1	1	2	4	5	3	3
BODÓ	5	1	3	5	2	1	5	0	2	3	3
BOM JESUS	4	1	2	5	2	1	4	3	4	3	3
BREJINHO	5	1	5	5	5	2	1	5	4	4	4
CAIÇARA DO NORTE	1	1	2	5	1	1	1	0	5	2	2
CAIÇARA DO RIO DO VENTO	2	1	1	4	1	1	1	0	4	2	2
CAICÓ	5	4	4	5	3	1	4	1	5	4	4
CAMPO REDONDO	2	1	2	4	2	1	5	0	5	3	3
CANGUARETAMA	3	1	4	5	3	1	2	3	5	3	3
CARAÚBAS	5	3	2	5	2	1	1	1	4	3	3
CARNAÚBA DOS DANTAS	5	5	5	5	5	1	5	0	4	4	4
CARNAUBAIS	5	4	5	5	5	2	5	4	5	5	5
CEARÁ-MIRIM	4	3	2	5	2	1	2	5	4	3	3



MUNICÍPIO	INTERNAÇÃO LEITOS CRÍTICOS	ÓBITOS LEITOS CRÍTICOS	INCIDÊNCIA CASOS PEA	TAXA CASOS ATIVOS	INCIDÊNCIA CASOS IDOSOS	TAXA ÓBITOS IDOSOS	VPD CASOS	VPD ÓBITOS	RAZÃO DE TESTES	INDICADOR (VALOR)	INDICADOR (ESCORE)
CERRO CORÁ	4	1	2	3	1	1	2	1	2	2	2
CORONEL EZEQUIEL	3	1	2	4	1	1	1	0	3	2	2
CORONEL JOÃO PESSOA	3	5	5	5	5	1	4	1	5	4	4
CRUZETA	5	5	3	5	2	1	3	0	5	3	3
CURRAIS NOVOS	5	3	2	5	3	2	5	1	2	3	3
DOCTOR SEVERIANO	1	1	3	5	2	3	5	5	5	3	3
ENCANTO	1	1	4	5	2	3	5	4	4	3	3
EQUADOR	5	1	2	4	1	1	5	0	1	2	2
ESPÍRITO SANTO	2	1	5	5	3	1	5	0	5	3	3
EXTREMOZ	5	4	5	5	3	1	4	1	5	4	4
FELIPE GUERRA	5	5	5	5	5	3	4	1	5	4	4
FERNANDO PEDROZA	1	1	5	5	1	1	5	0	3	3	3
FLORÂNIA	5	4	5	5	5	2	4	1	4	4	4
FRANCISCO DANTAS	1	1	4	5	3	1	5	0	3	3	3
FRUTUOSO GOMES	5	5	5	5	5	4	5	5	3	5	5
GALINHOS	1	1	2	4	1	1	1	0	4	2	2
GOIANINHA	5	4	5	5	5	1	4	1	5	4	4
GOVERNADOR DIX-SEPT ROSADO	5	1	5	5	2	1	5	1	3	3	3
GROSSOS	5	1	5	5	5	4	4	5	4	4	4
GUAMARÉ	5	1	5	5	2	2	1	1	5	3	3
IELMO MARINHO	5	1	2	4	1	1	4	0	4	3	3
IPANGUAÇU	2	1	5	5	2	1	5	1	5	3	3
IPUEIRA	1	1	5	5	3	1	3	0	2	3	3
ITAJÁ	5	5	4	5	3	1	5	5	5	4	4
ITAÚ	5	5	5	5	5	1	5	0	4	4	4
JAÇANÃ	3	1	2	3	1	1	2	0	5	2	2
JANDAÍRA	2	1	2	5	1	1	1	0	5	2	2
JANDUÍS	5	5	5	5	5	1	3	0	5	4	4
JANUÁRIO CICCO (BOA SAÚDE)	1	1	3	5	2	1	5	2	4	3	3
JAPI	5	5	4	5	5	4	4	5	5	5	5
JARDIM DE ANGICOS	1	1	1	2	1	1	1	0	3	1	1



MUNICÍPIO	INTERNAÇÃO LEITOS CRÍTICOS	ÓBITOS LEITOS CRÍTICOS	INCIDÊNCIA CASOS PEA	TAXA CASOS ATIVOS	INCIDÊNCIA CASOS IDOSOS	TAXA ÓBITOS IDOSOS	VPD CASOS	VPD ÓBITOS	RAZÃO DE TESTES	INDICADOR (VALOR)	INDICADOR (ESCORE)
JARDIM DE PIRANHAS	5	1	5	5	5	3	5	3	5	4	4
JARDIM DO SERIDÓ	3	5	3	5	3	1	2	1	3	3	3
JOÃO CÂMARA	1	1	2	5	1	1	1	1	3	2	2
JOÃO DIAS	1	1	2	5	3	1	5	0	3	3	3
JOSÉ DA PENHA	2	5	4	5	4	1	5	0	2	3	3
JUCURUTU	4	4	5	5	4	2	2	1	5	4	4
JUNDIÁ	2	1	4	5	5	1	3	0	3	3	3
LAGOA D'ANTA	5	5	1	3	1	1	3	0	4	3	3
LAGOA DE PEDRAS	4	5	4	5	3	1	5	1	4	4	4
LAGOA DE VELHOS	1	1	1	3	1	1	3	0	5	2	2
LAGOA NOVA	1	1	2	4	2	1	3	0	3	2	2
LAGOA SALGADA	3	1	5	5	3	1	5	0	5	4	4
LAJES	3	4	4	5	3	1	4	0	3	3	3
LAJES PINTADAS	5	1	4	5	2	3	4	2	4	3	3
LUCRÉCIA	1	1	4	5	5	1	5	0	3	3	3
LUÍS GOMES	2	4	1	3	1	1	1	0	3	2	2
MACAÍBA	4	3	2	5	1	2	3	5	3	3	3
MACAU	3	3	2	4	2	1	3	2	5	3	3
MAJOR SALES	4	1	2	4	1	1	4	0	4	2	2
MARCELINO VIEIRA	3	1	2	5	1	1	5	0	5	3	3
MARTINS	1	1	4	5	2	1	4	4	2	3	3
MAXARANGUAPE	1	1	1	2	1	1	1	1	3	1	1
MESSIAS TARGINO	1	1	1	3	1	1	1	0	3	1	1
MONTANHAS	3	1	2	3	1	2	1	2	4	2	2
MONTE ALEGRE	4	1	2	5	3	1	2	1	4	3	3
MONTE DAS GAMELEIRAS	5	1	5	5	2	1	1	3	4	3	3
MOSSORÓ	4	3	3	5	2	1	3	1	4	3	3
NATAL	4	3	2	5	2	1	3	1	3	3	3
NÍSIA FLORESTA	2	4	4	5	3	1	5	1	5	4	4
NOVA CRUZ	4	2	4	5	2	1	4	1	5	3	3
OLHO-D'ÁGUA DO BORGES	1	1	2	4	1	1	2	0	4	2	2



MUNICÍPIO	INTERNAÇÃO LEITOS CRÍTICOS	ÓBITOS LEITOS CRÍTICOS	INCIDÊNCIA CASOS PEA	TAXA CASOS ATIVOS	INCIDÊNCIA CASOS IDOSOS	TAXA ÓBITOS IDOSOS	VPD CASOS	VPD ÓBITOS	RAZÃO DE TESTES	INDICADOR (VALOR)	INDICADOR (ESCORE)
OURO BRANCO	1	1	5	5	5	1	5	0	4	4	4
PARANÁ	1	1	5	5	1	1	5	0	3	3	3
PARAÚ	1	1	2	5	3	1	4	0	4	3	3
PARAZINHO	4	5	3	5	4	1	2	1	4	3	3
PARELHAS	5	5	5	5	4	2	3	3	5	4	4
PARNAMIRIM	4	2	3	5	3	1	3	2	4	3	3
PASSA E FICA	2	1	5	5	2	3	2	5	4	3	3
PASSAGEM	1	1	5	5	3	1	1	3	4	3	3
PATU	4	1	4	5	2	1	3	5	5	3	3
PAU DOS FERROS	2	4	3	5	2	1	4	4	3	3	3
PEDRA GRANDE	1	1	5	5	3	1	5	1	4	3	3
PEDRA PRETA	1	1	2	3	1	1	1	0	3	2	2
PEDRO AVELINO	1	1	2	5	2	1	2	3	3	2	2
PEDRO VELHO	3	1	4	5	2	1	4	1	3	3	3
PENDÊNCIAS	3	5	3	5	2	4	2	5	5	3	3
PILÕES	2	5	2	5	1	1	3	0	3	2	2
POÇO BRANCO	2	1	3	5	2	1	3	2	3	3	3
PORTALEGRE	5	5	4	5	5	2	5	4	3	4	4
PORTO DO MANGUE	3	1	4	5	1	1	5	2	5	3	3
PUREZA	5	1	3	4	1	1	5	4	5	3	3
RAFAEL FERNANDES	5	1	5	5	2	1	5	0	5	4	4
RAFAEL GODEIRO	3	1	5	5	3	1	1	0	3	3	3
RIACHO DA CRUZ	5	5	1	3	1	1	4	0	4	3	3
RIACHO DE SANTANA	1	1	2	4	2	1	1	4	2	2	2
RIACHUELO	1	1	1	3	1	1	1	0	5	2	2
RIO DO FOGO	2	4	3	5	1	1	4	0	4	3	3
RODOLFO FERNANDES	3	5	2	4	1	1	5	5	5	3	3
RUY BARBOSA	1	1	1	2	1	1	3	0	4	2	2
SANTA CRUZ	5	3	4	5	2	1	3	1	3	3	3
SANTA MARIA	4	1	1	2	1	1	2	2	5	2	2
SANTANA DO MATOS	2	3	5	5	2	1	5	3	3	3	3



MUNICÍPIO	INTERNAÇÃO LEITOS CRÍTICOS	ÓBITOS LEITOS CRÍTICOS	INCIDÊNCIA CASOS PEA	TAXA CASOS ATIVOS	INCIDÊNCIA CASOS IDOSOS	TAXA ÓBITOS IDOSOS	VPD CASOS	VPD ÓBITOS	RAZÃO DE TESTES	INDICADOR (VALOR)	INDICADOR (ESCORE)
SANTANA DO SERIDÓ	4	1	5	5	4	1	3	0	2	3	3
SANTO ANTÔNIO	5	1	5	5	4	1	5	1	5	4	4
SÃO BENTO DO NORTE	1	1	2	5	1	1	1	1	3	2	2
SÃO BENTO DO TRAIRÍ	3	1	1	4	2	1	1	0	5	2	2
SÃO FERNANDO	5	1	5	5	4	1	5	0	5	4	4
SÃO FRANCISCO DO OESTE	1	1	3	5	1	1	5	0	4	3	3
SÃO GONÇALO DO AMARANTE	3	2	3	5	2	1	3	1	4	3	3
SÃO JOÃO DO SABUGI	2	5	5	5	4	1	5	0	3	4	4
SÃO JOSÉ DE MIPIBU	5	5	5	5	5	1	3	5	3	4	4
SÃO JOSÉ DO CAMPESTRE	1	1	1	3	1	1	4	1	5	2	2
SÃO JOSÉ DO SERIDÓ	1	1	5	5	4	1	5	0	4	3	3
SÃO MIGUEL	5	4	5	5	5	1	3	5	5	4	4
SÃO MIGUEL DO GOSTOSO	5	4	3	5	3	2	3	1	4	3	3
SÃO PAULO DO POTENGI	2	4	2	4	2	2	2	1	3	2	2
SÃO PEDRO	3	5	4	5	2	3	1	4	4	3	3
SÃO RAFAEL	5	5	5	5	5	1	5	0	4	4	4
SÃO TOMÉ	5	4	4	5	3	1	3	1	3	3	3
SÃO VICENTE	2	5	5	5	1	1	3	0	3	3	3
SENADOR ELÓI DE SOUZA	4	1	3	5	3	1	2	4	4	3	3
SENADOR GEORGINO AVELINO	1	1	2	4	2	1	3	0	3	2	2
SERRA CAIADA	1	1	3	5	2	1	5	0	5	3	3
SERRA DE SÃO BENTO	2	1	1	2	1	1	2	1	4	2	2
SERRA DO MEL	4	1	1	2	2	1	4	0	4	2	2
SERRA NEGRA DO NORTE	5	1	5	5	5	2	5	5	5	5	5
SERRINHA	5	5	5	5	5	1	2	5	5	4	4
SERRINHA DOS PINTOS	2	5	2	4	1	1	2	0	3	2	2
SEVERIANO MELO	5	5	5	5	5	1	5	0	4	4	4
SÍTIO NOVO	1	1	2	5	1	1	2	0	3	2	2
TABOLEIRO GRANDE	1	1	2	3	1	1	3	0	3	2	2
TAIPU	5	1	4	5	2	1	3	1	4	3	3





MUNICÍPIO	INTERNAÇÃO LEITOS CRÍTICOS	ÓBITOS LEITOS CRÍTICOS	INCIDÊNCIA CASOS PEA	TAXA CASOS ATIVOS	INCIDÊNCIA CASOS IDOSOS	TAXA ÓBITOS IDOSOS	VPD CASOS	VPD ÓBITOS	RAZÃO DE TESTES	INDICADOR (VALOR)	INDICADOR (ESCORE)
TANGARÁ	5	1	2	4	2	1	3	5	1	3	3
TENENTE ANANIAS	1	4	5	5	4	1	5	1	5	4	4
TENENTE LAURENTINO CRUZ	1	1	5	5	3	1	4	1	4	3	3
TIBAU	4	5	2	5	2	1	1	0	4	3	3
TIBAU DO SUL	3	3	2	5	1	1	1	2	5	3	3
TIMBAÚBA DOS BATISTAS	5	5	2	5	4	1	1	1	4	3	3
TOUROS	3	2	1	2	1	1	1	0	4	2	2
TRIUNFO POTIGUAR	5	1	5	5	5	1	5	0	5	4	4
UMARIZAL	4	4	4	5	2	1	5	0	4	3	3
UPANEMA	3	1	3	5	2	1	3	4	4	3	3
VÁRZEA	5	1	4	5	1	1	1	5	5	3	3
VENHA-VER	3	5	5	5	5	1	5	0	5	4	4
VERA CRUZ	3	4	4	5	2	1	3	5	4	3	3
VIÇOSA	1	1	5	5	1	1	5	0	2	3	3
VILA FLOR	1	1	2	4	3	1	1	0	5	2	2

Legenda: Leitos críticos: Leitos em Unidade de Terapia Intensiva e Semi-intensiva; PEA: População Economicamente Ativa; VPD: Variação Percentual Diária. A metodologia de cálculo do indicador encontra-se disponível no [Instrumento orientador para a operacionalização e monitoramento da retomada das atividades econômicas e sociais](#).



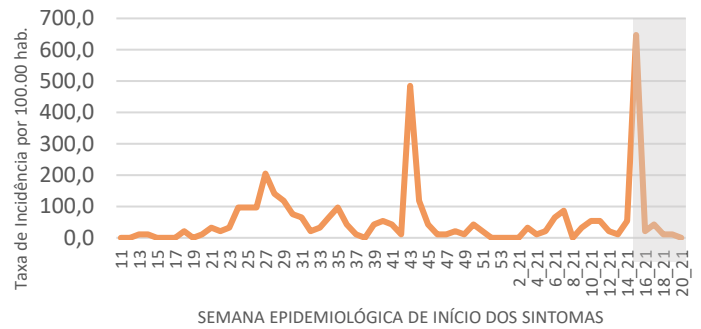


**1ª REGIÃO DE SAÚDE - SÃO JOSÉ DO MIPIBU - INCIDÊNCIA DE CASOS DE COVID-19 POR 100.000 HAB**

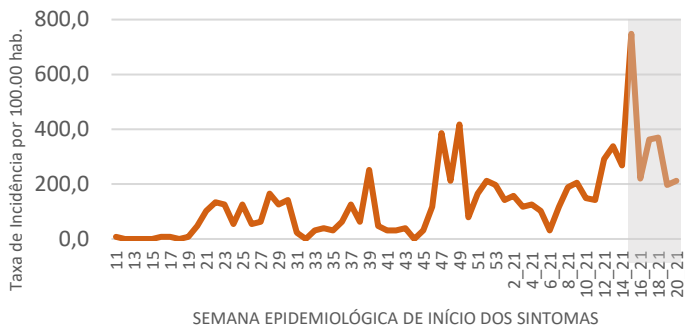
**Arês**



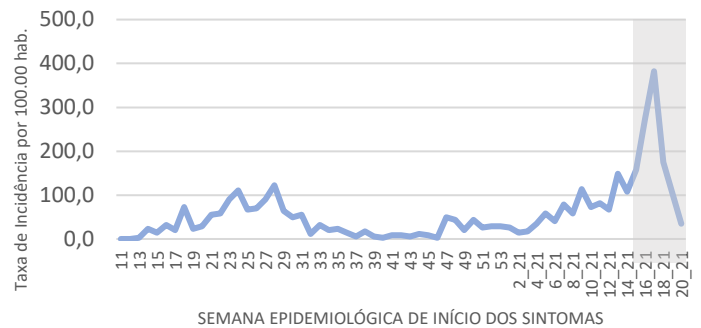
**Baía Formosa**



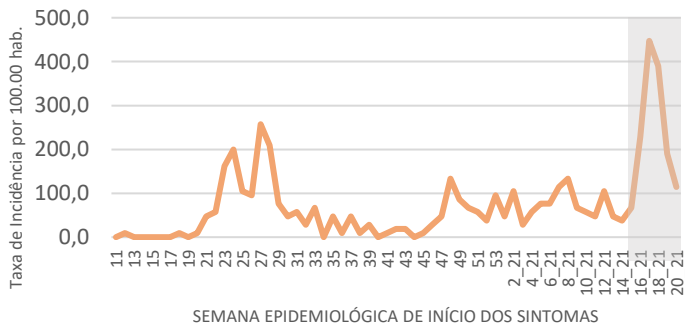
**Brejinho**



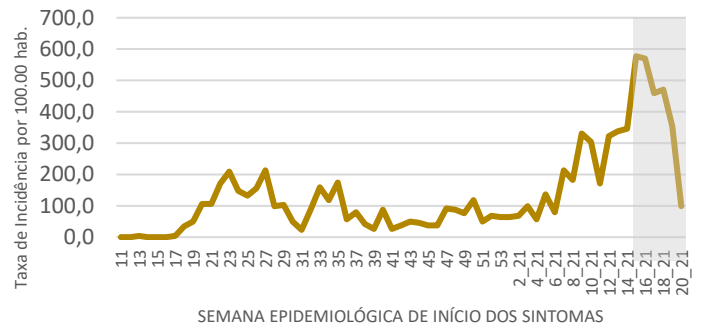
**Canguaretama**



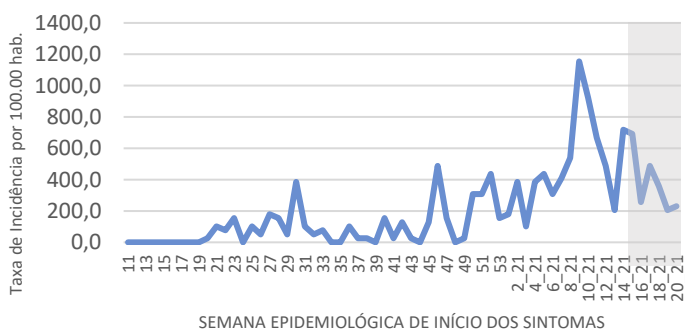
**Espírito Santo**



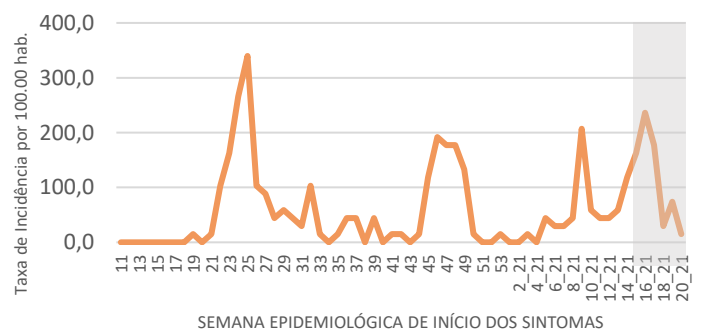
**Goianinha**



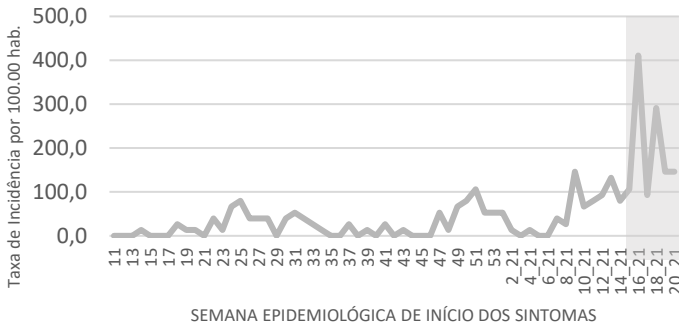
**Jundiá**



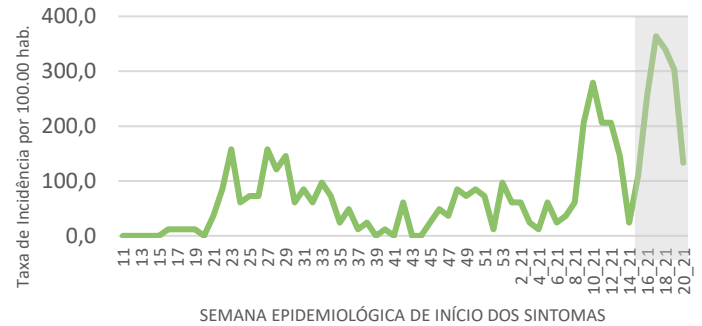
**Lagoa d'Anta**



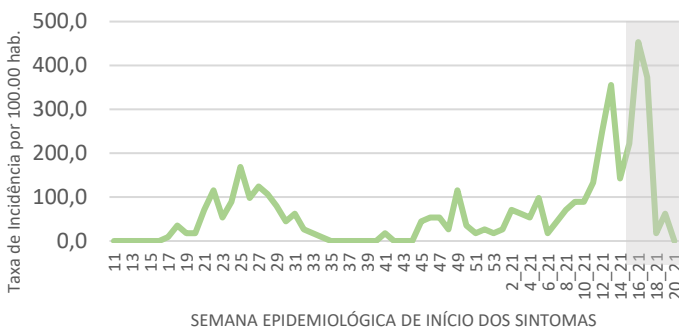
### Lagoa de Pedras



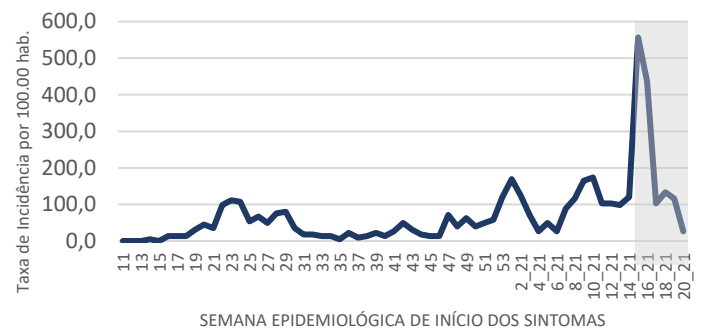
### Lagoa Salgada



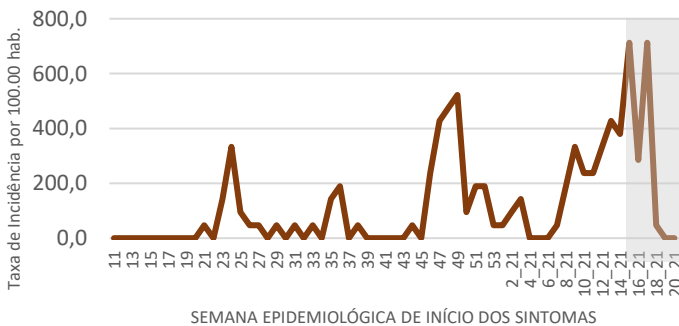
### Montanhas



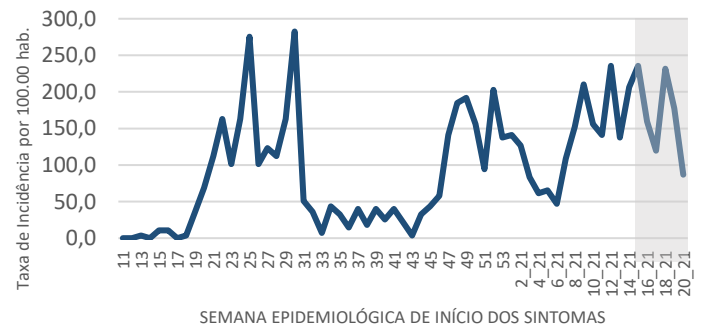
### Monte Alegre



### Monte das Gameleiras



### Nísia Floresta



### Nova Cruz



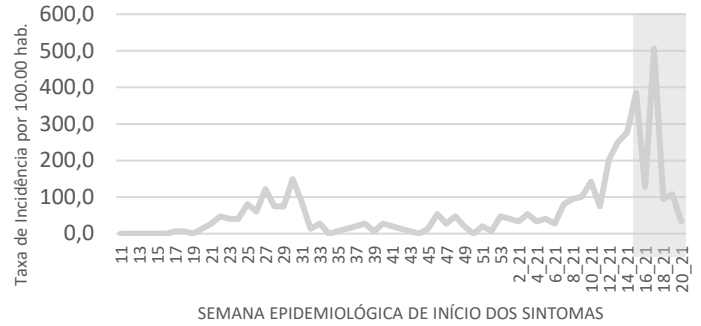
### Passa e Fica



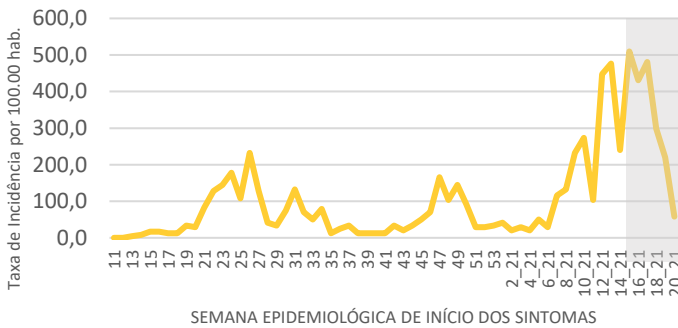
**Passagem**



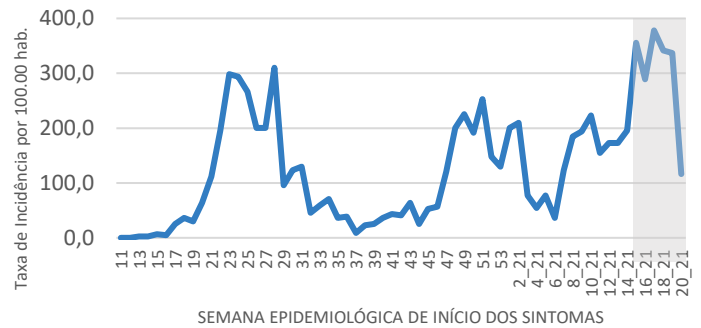
**Pedro Velho**



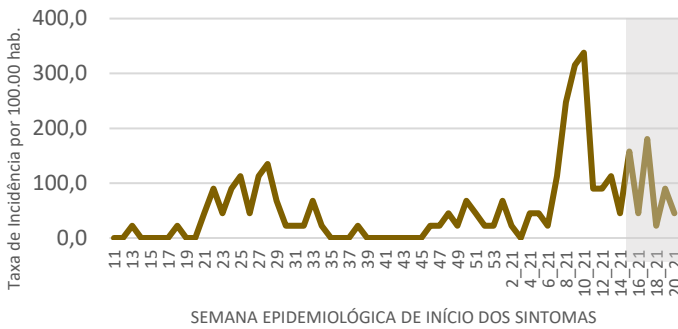
**Santo Antônio**



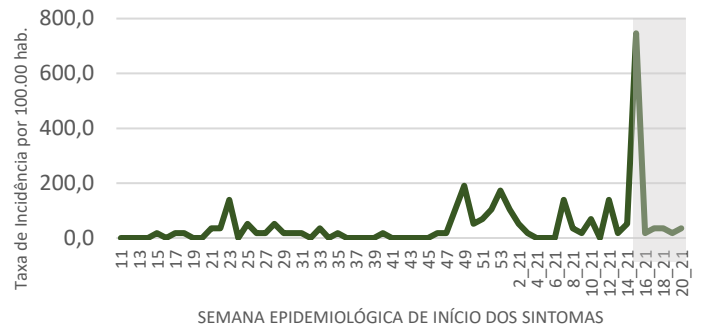
**São José de Mipibu**



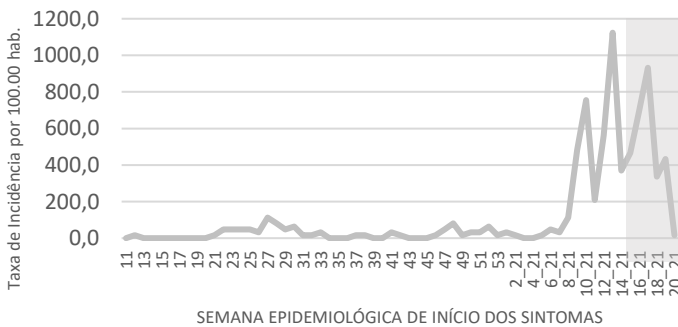
**Senador Georgino Avelino**



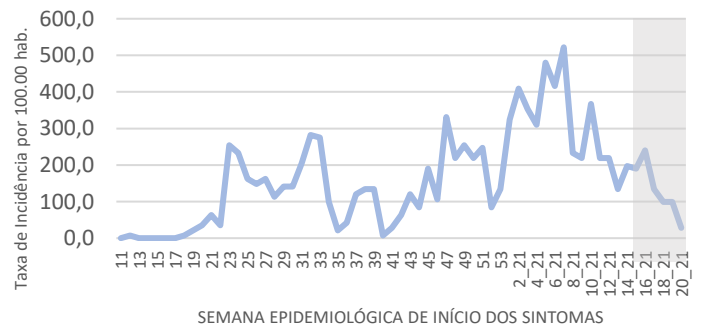
**Serra de São Bento**



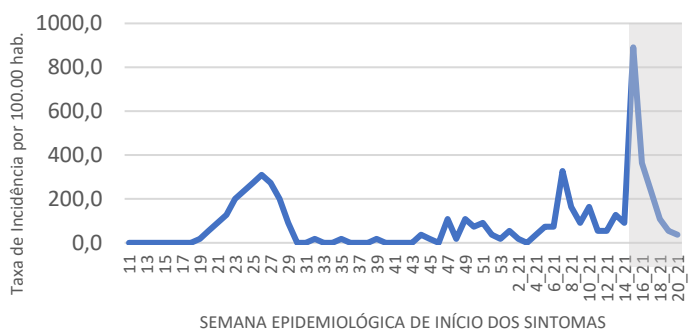
**Serrinha**



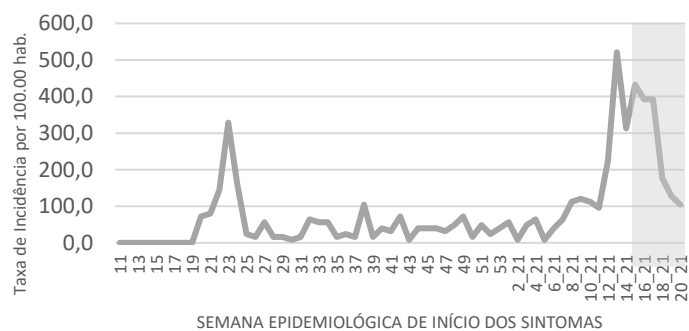
**Tibau do Sul**



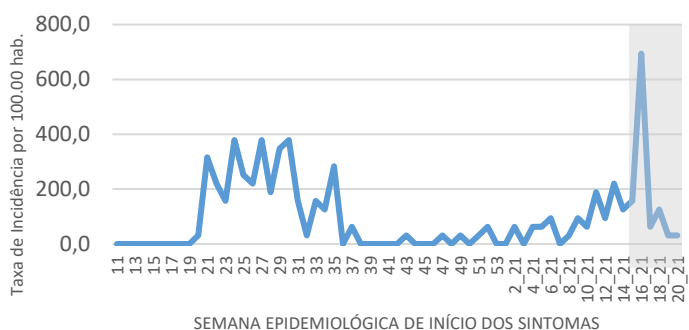
Várzea



Vera Cruz



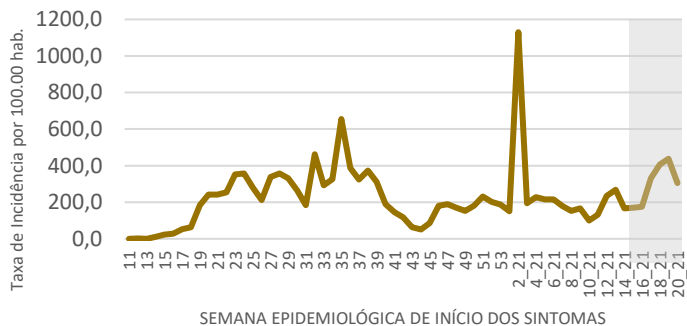
Vila Flor



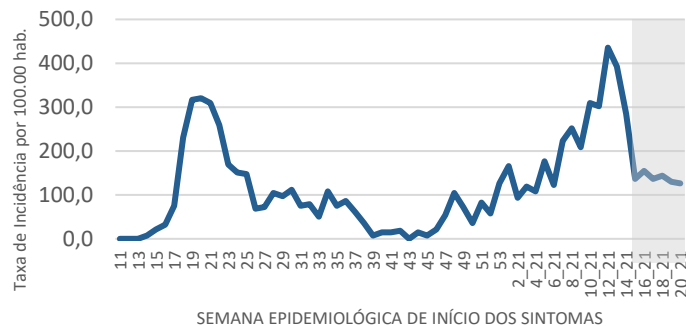


**2ª REGIÃO DE SAÚDE - MOSSORÓ - INCIDÊNCIA DE CASOS DE COVID-19 POR 100.000 HAB**

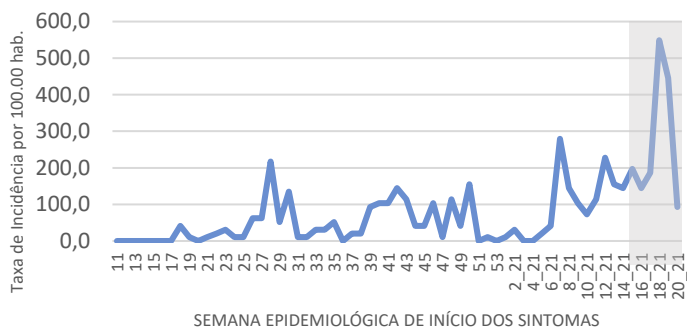
**Apodi**



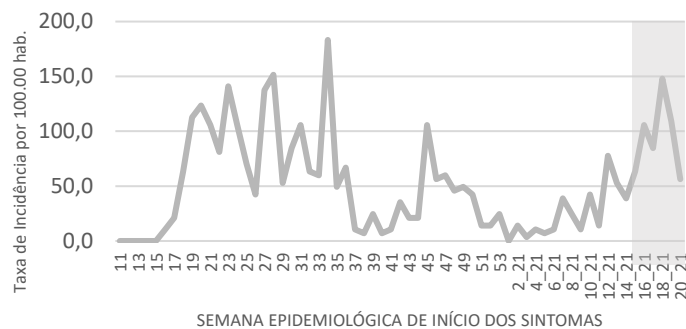
**Areia Branca**



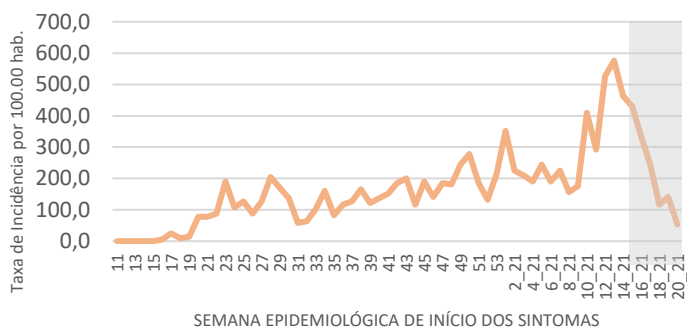
**Augusto Severo**



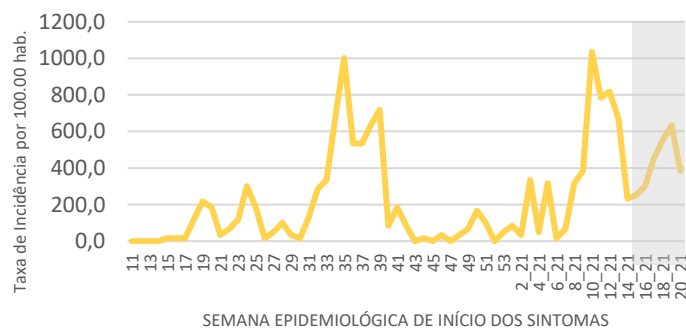
**Baraúna**



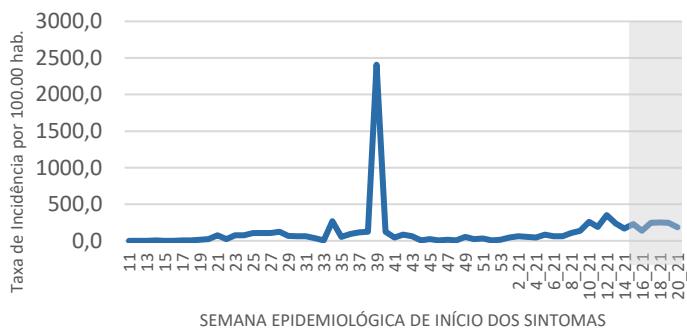
**Caraúbas**



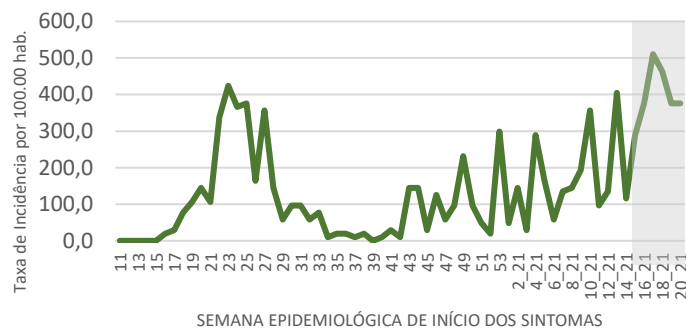
**Felipe Guerra**



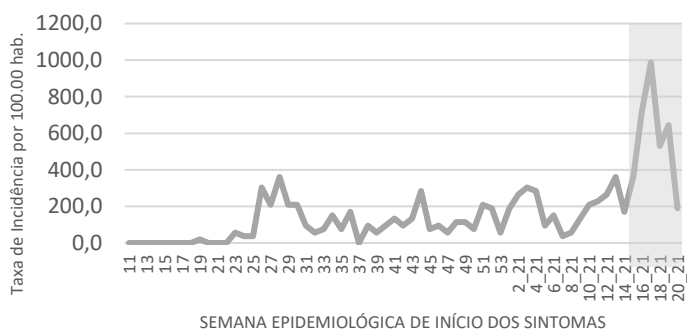
**Governador Dix-Sept Rosado**



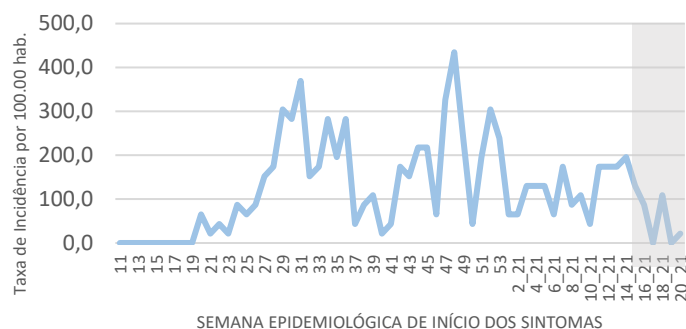
**Grossos**



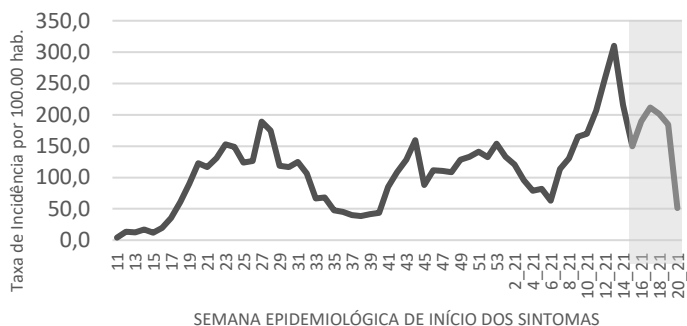
**Janduís**



**Messias Targino**



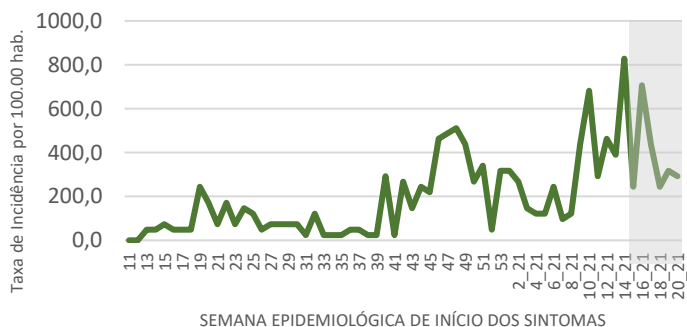
**Mossoró**



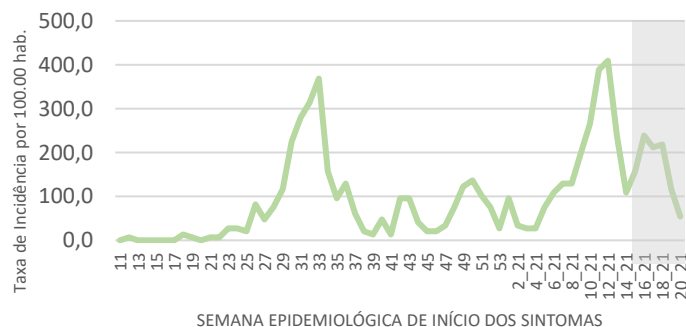
**Serra do Mel**



**Tibau**



**Upanema**



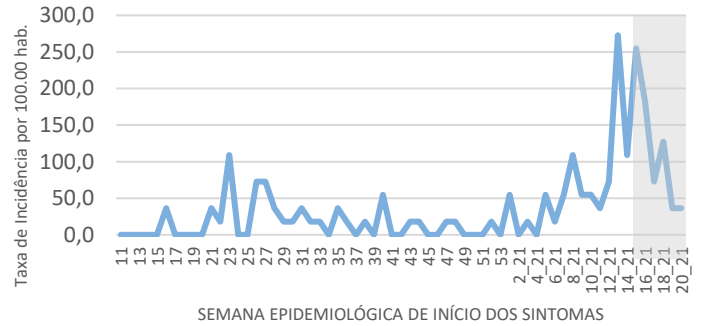


**3ª REGIÃO DE SAÚDE - JOÃO CÂMARA - INCIDÊNCIA DE CASOS DE COVID-19 POR 100.000 HAB.**

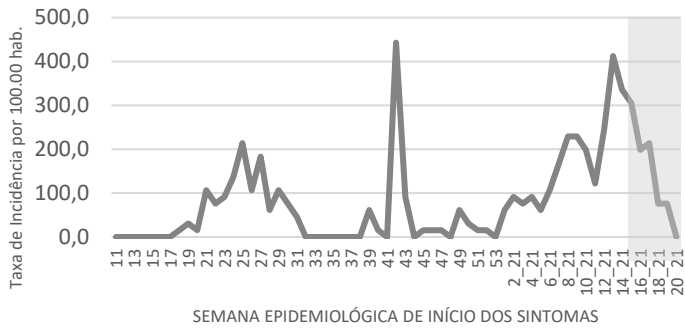
**Afonso Bezerra**



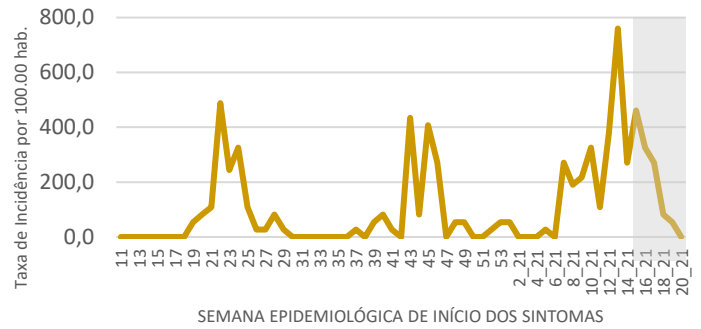
**Bento Fernandes**



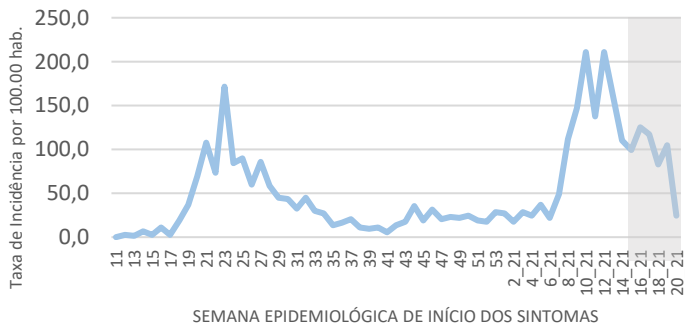
**Caiçara do Norte**



**Caiçara do Rio do Vento**



**Ceará-Mirim**

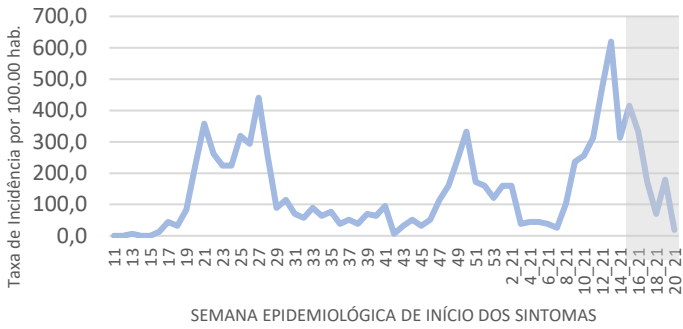


**Galinhos**

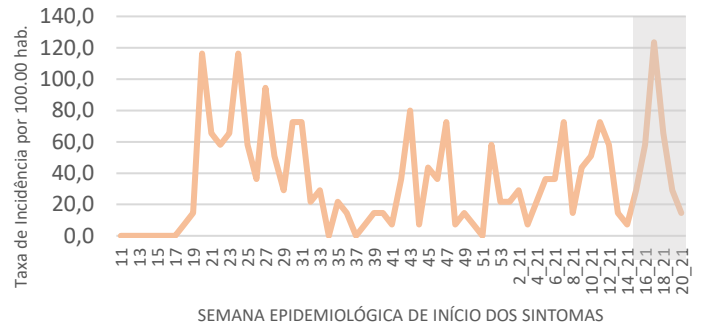




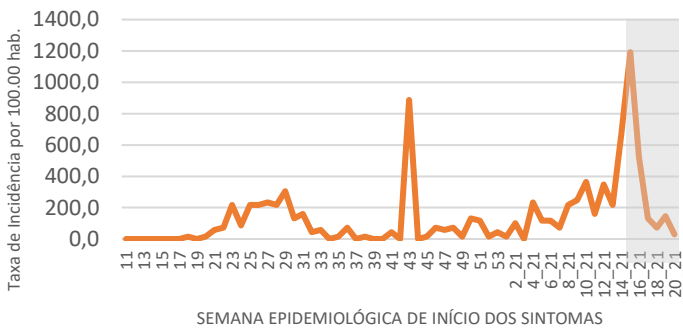
**Guamaré**



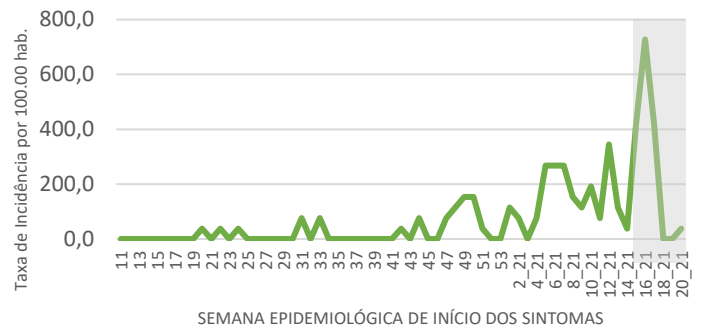
**Ielmo Marinho**



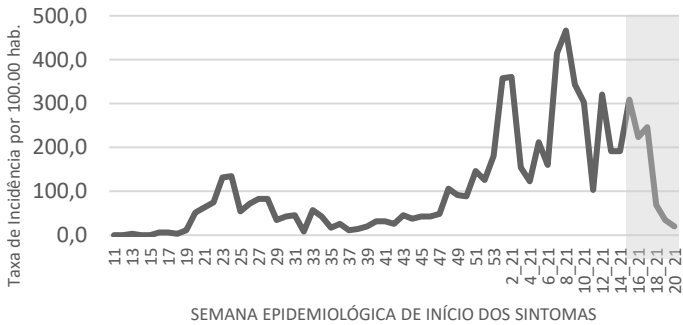
**Jandaíra**



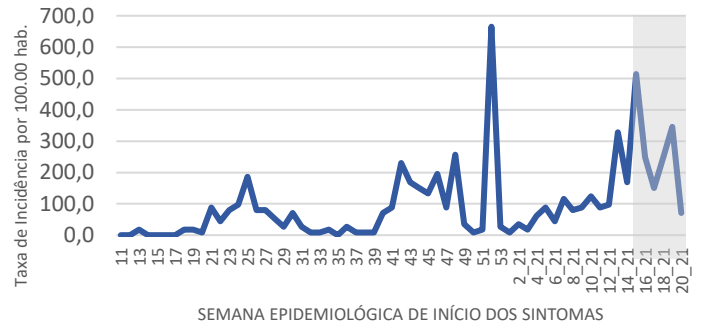
**Jardim de Angicos**



**João Câmara**



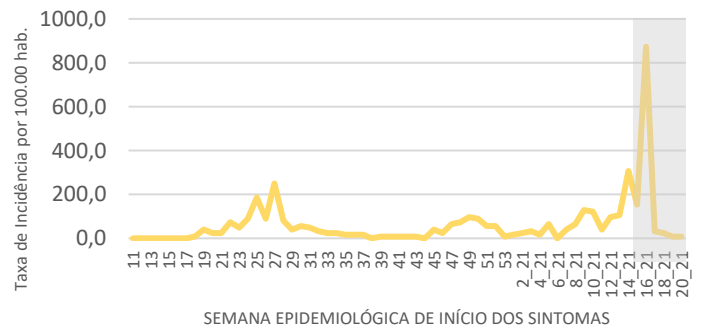
**Lajes**



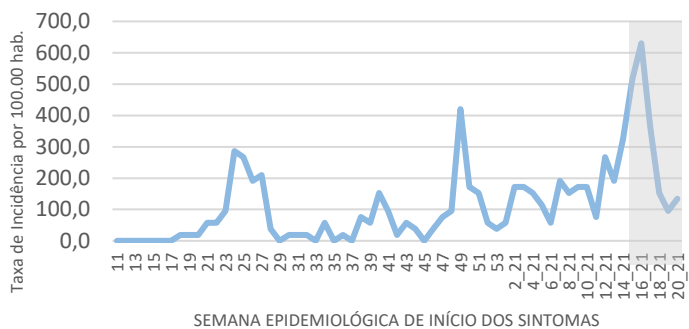
**Macau**



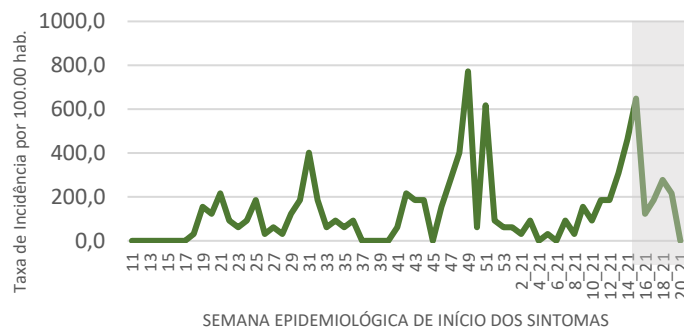
**Maxaranguape**



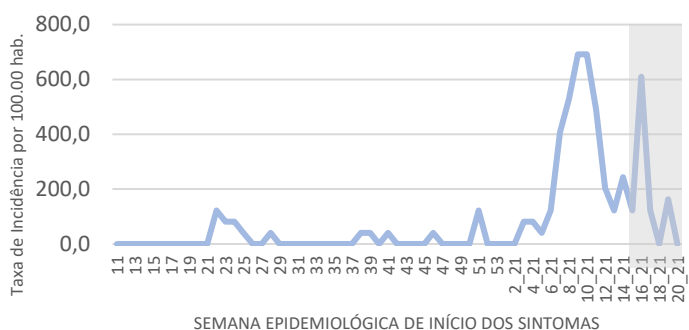
**Parazinho**



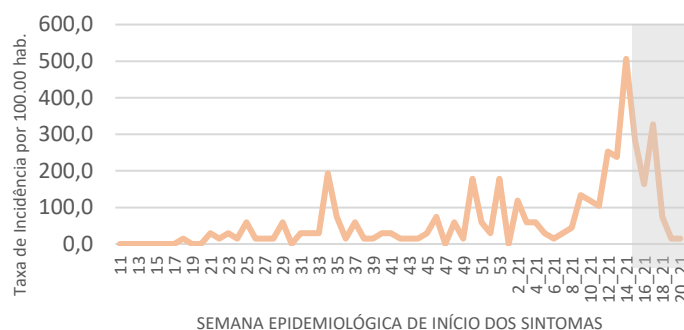
**Pedra Grande**



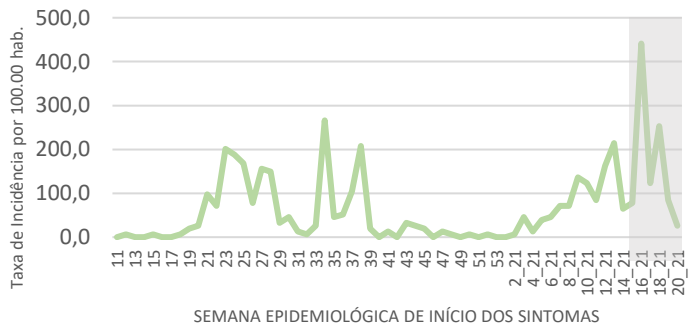
**Pedra Preta**



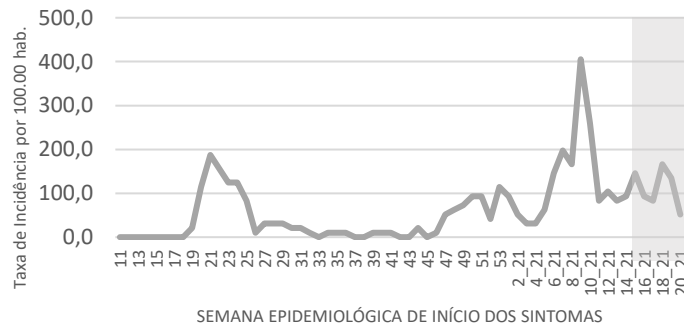
**Pedro Avelino**



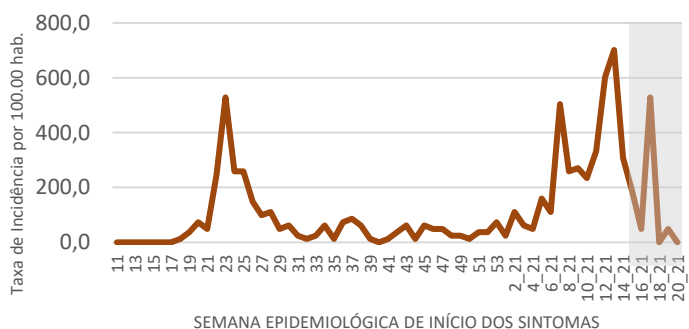
**Poço Branco**



**Pureza**



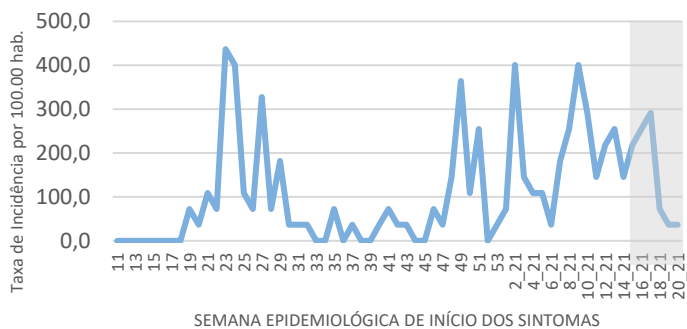
**Riachuelo**



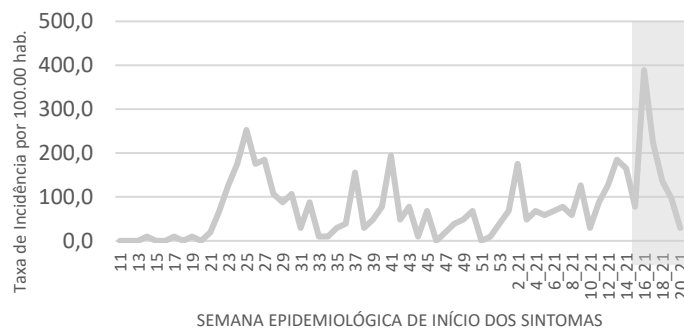
**Rio do Fogo**



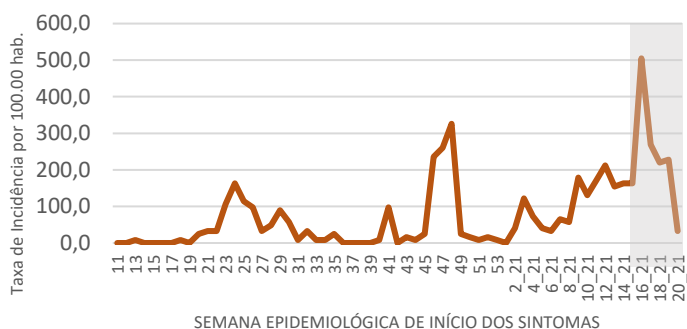
**São Bento do Norte**



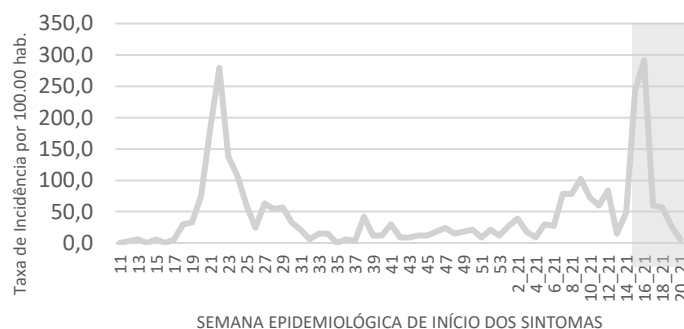
**São Miguel do Gostoso**



**Taipu**



**Touros**



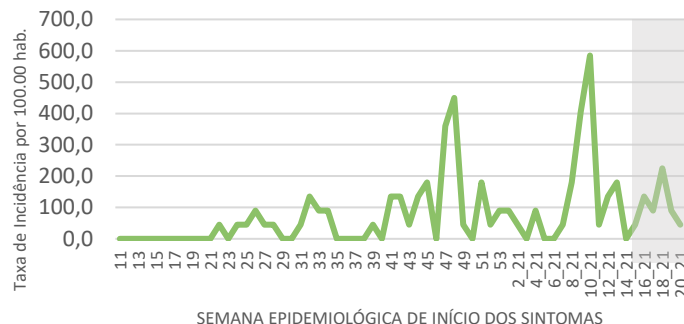


**4ª REGIÃO DE SAÚDE - CAICÓ - INCIDÊNCIA DE CASOS DE COVID-19 POR 100.000 HAB.**

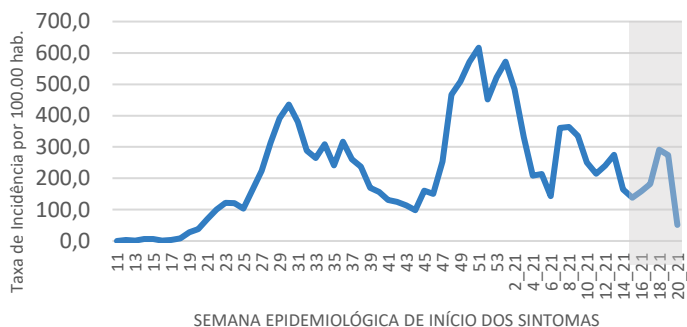
**Acari**



**Bodó**



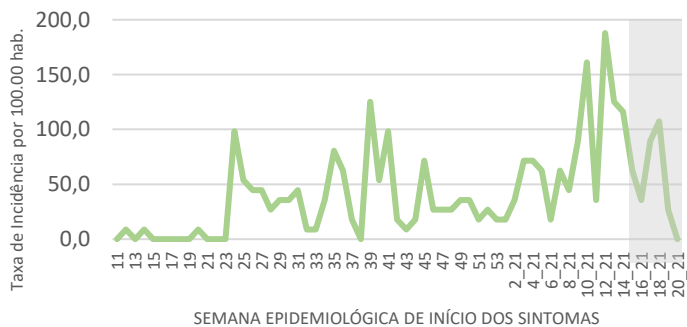
**Caicó**



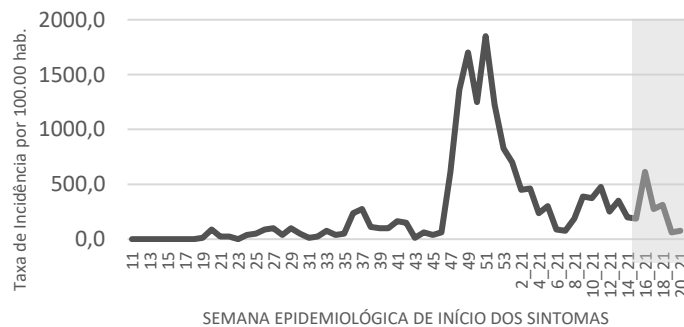
**Carnaúba dos Dantas**



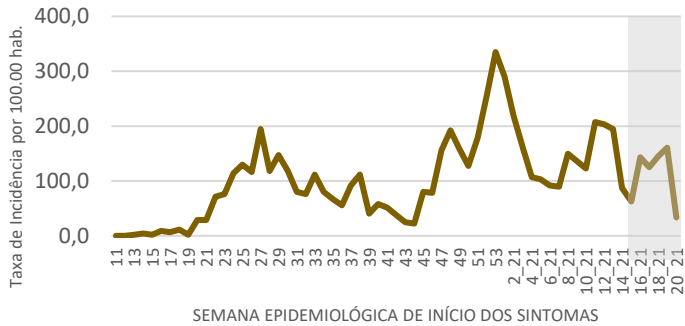
**Cerro Corá**



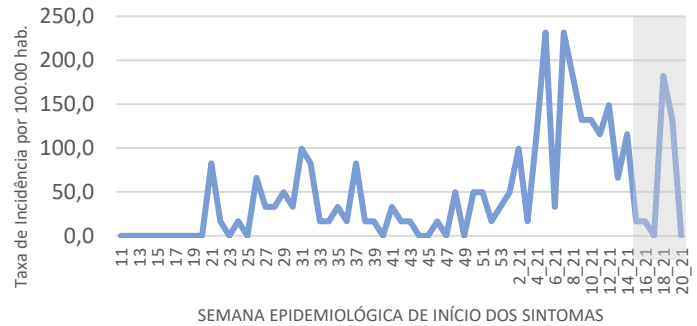
**Cruzeta**



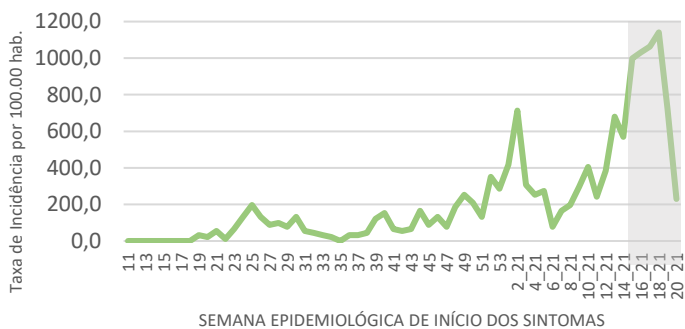
**Currais Novos**



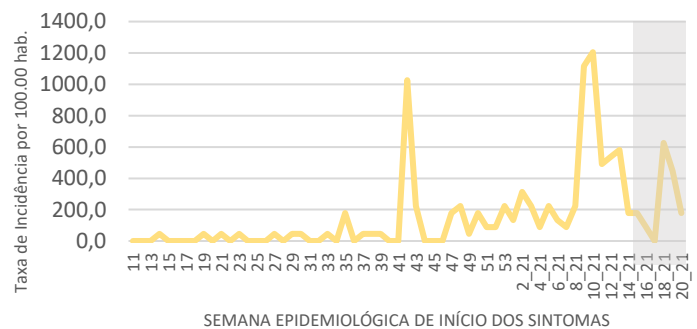
**Equador**



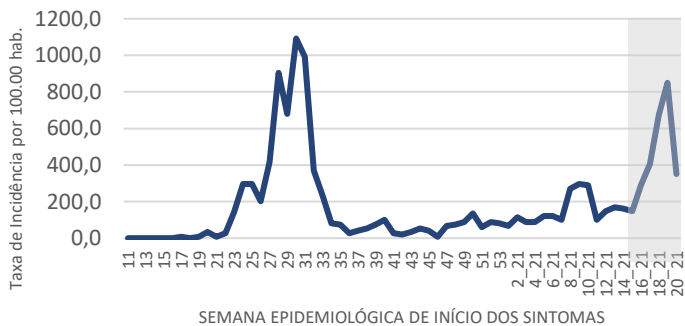
**Florânia**



**Ipueira**



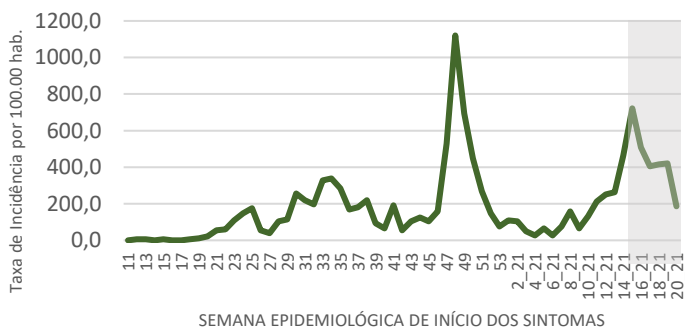
**Jardim de Piranhas**



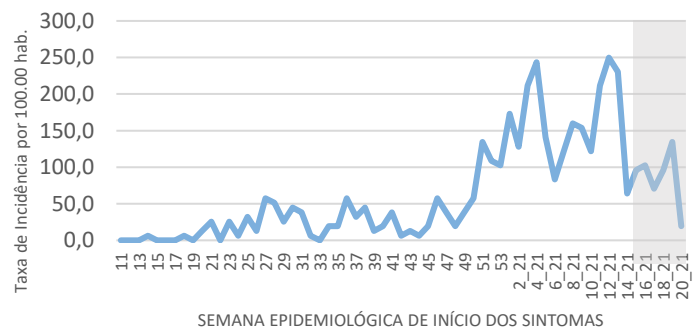
**Jardim do Seridó**



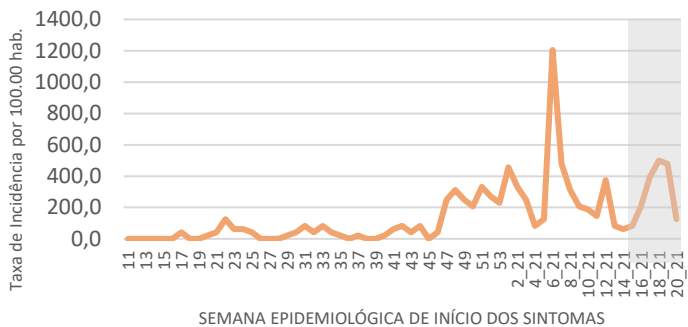
**Jucurutu**



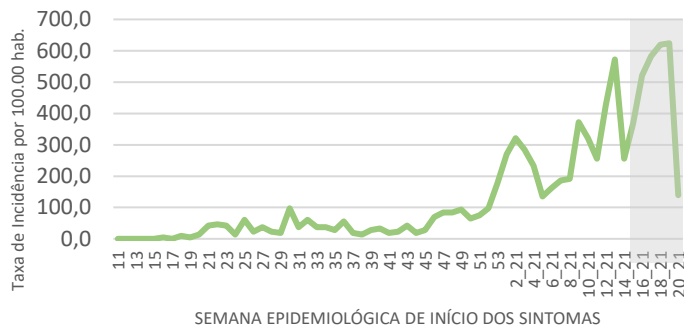
**Lagoa Nova**



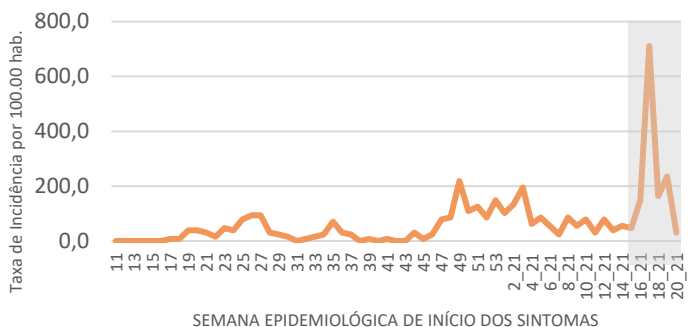
### Ouro Branco



### Parelhas



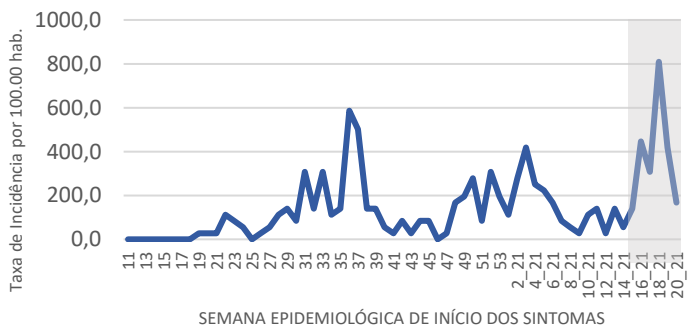
### Santana do Matos



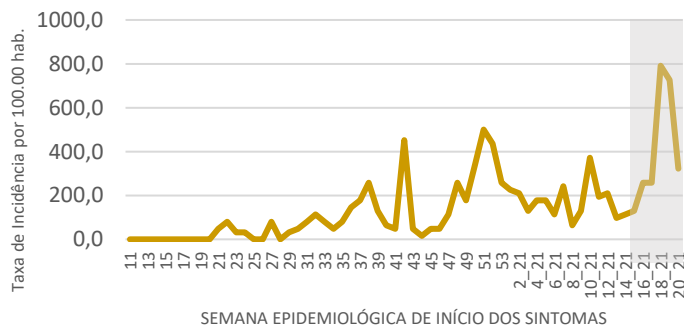
### Santana do Seridó



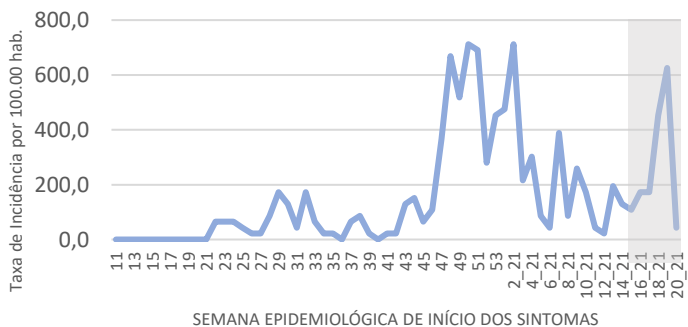
### São Fernando



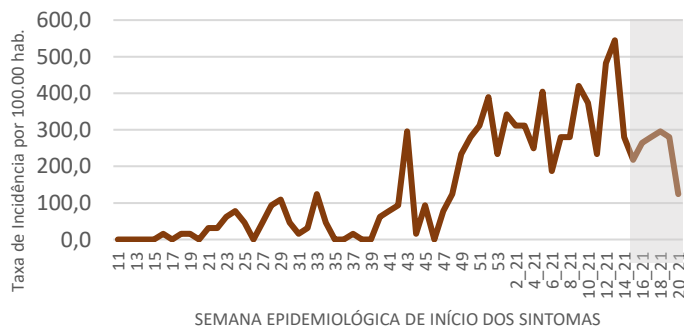
### São João do Sabugi



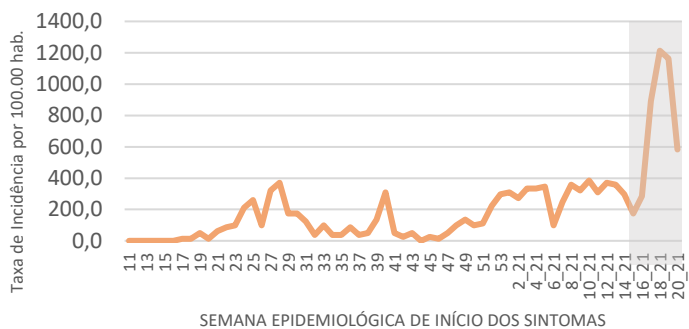
### São José do Seridó



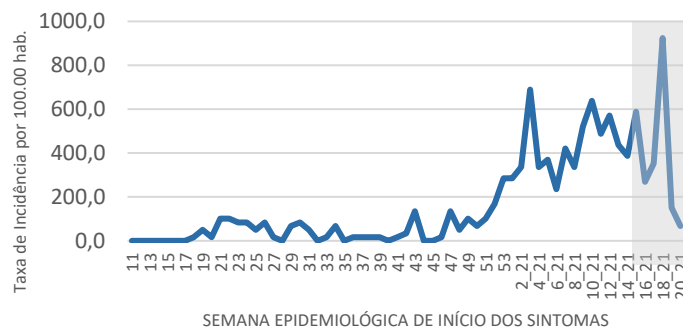
### São Vicente



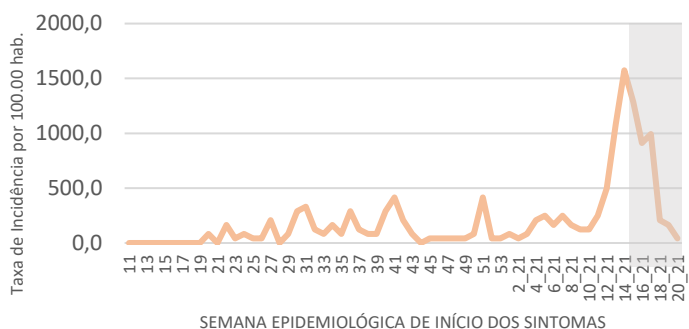
### Serra Negra do Norte



### Tenente Laurentino Cruz



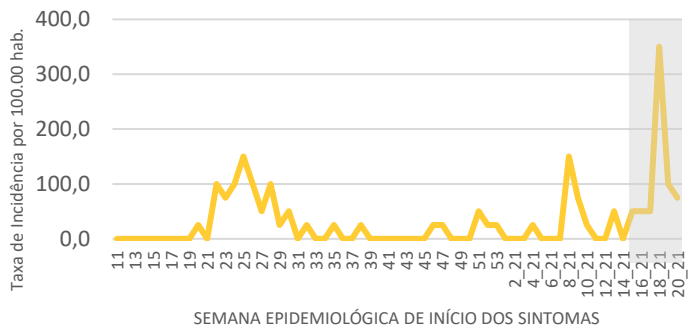
### Timbaúba dos Batistas



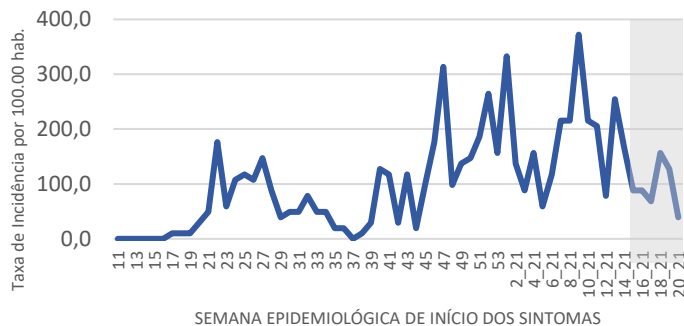


**5ª REGIÃO DE SAÚDE - SANTA CRUZ - INCIDÊNCIA DE CASOS DE COVID-19 POR 100.000 HAB.**

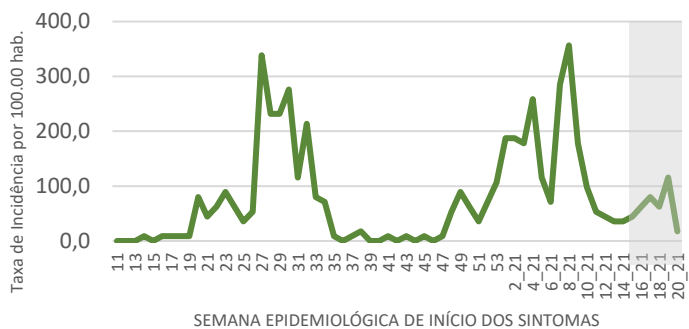
**Barcelona**



**Bom Jesus**



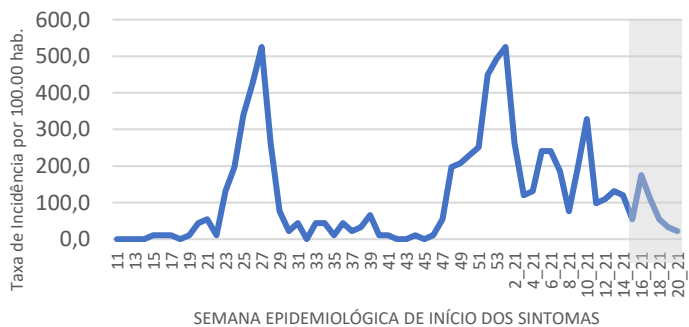
**Campo Redondo**



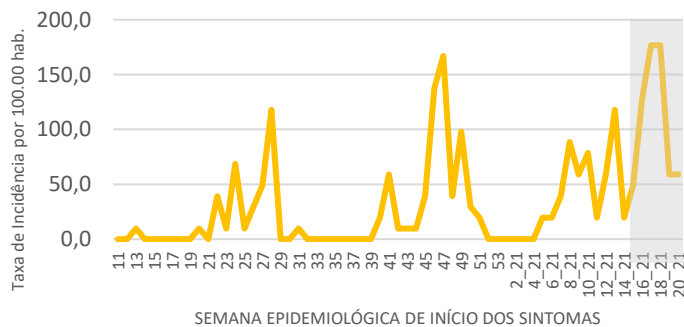
**Coronel Ezequiel**



**Jaçanã**

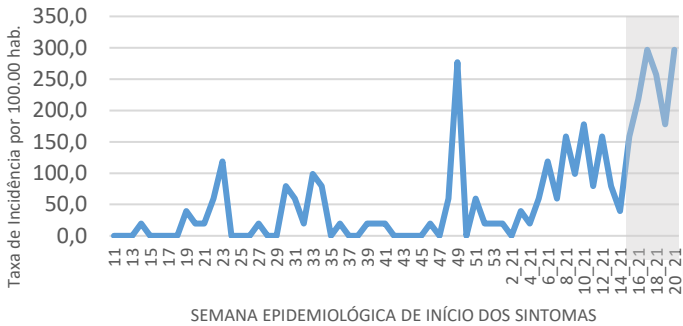


**Januário Cicco**

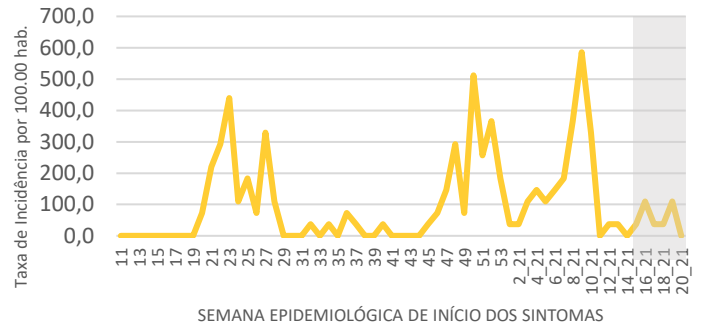




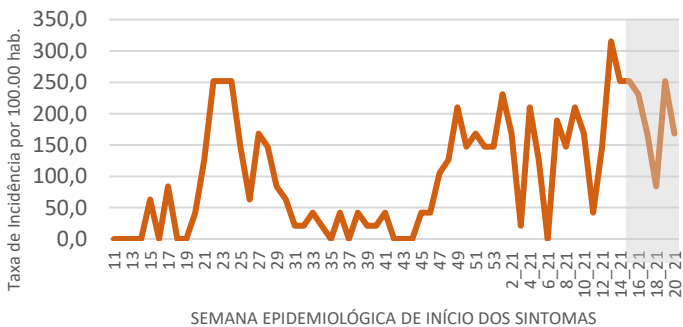
**Japi**



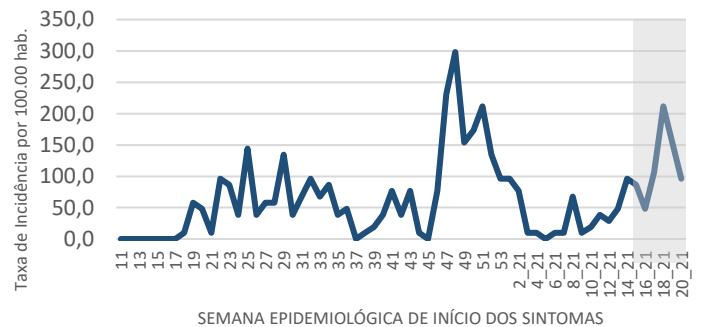
**Lagoa de Velhos**



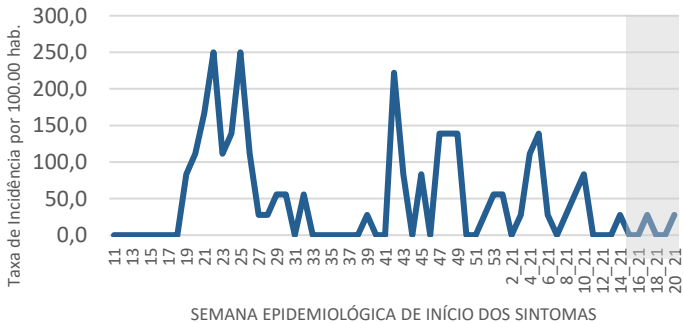
**Lajes Pintadas**



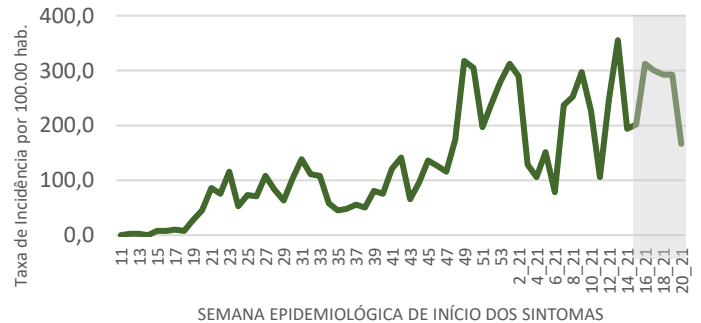
**Serra Caiada**



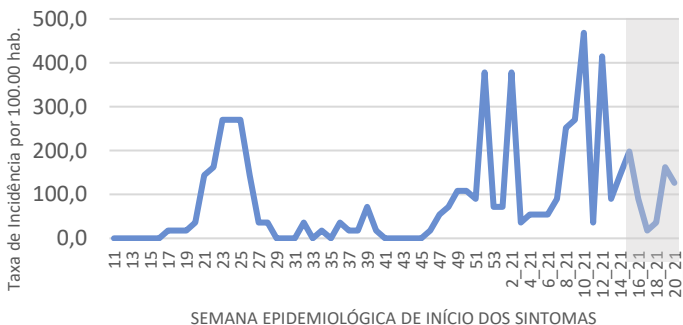
**Ruy Barbosa**



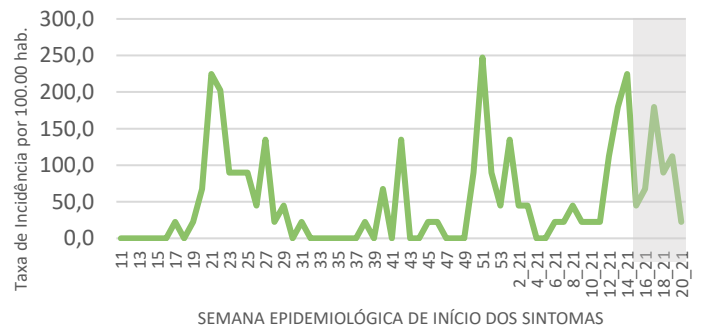
**Santa Cruz**



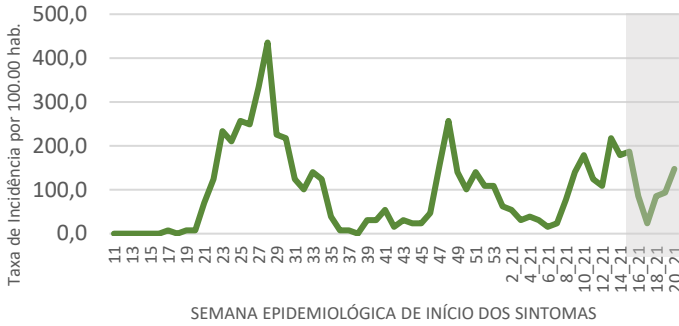
**Santa Maria**



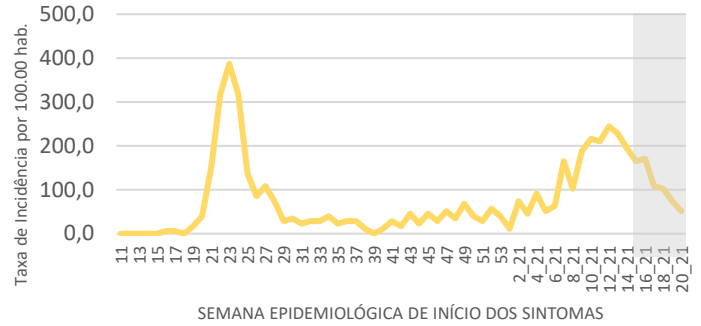
**São Bento do Trairí**



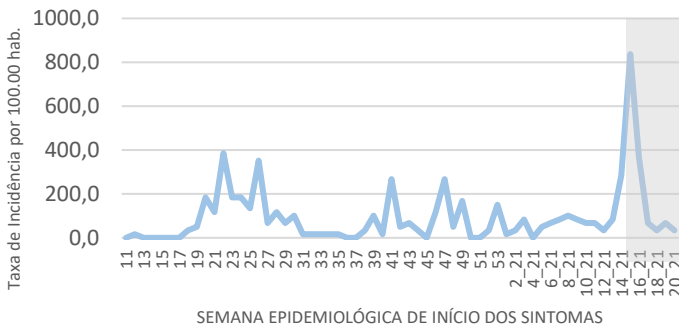
**São José do Campestre**



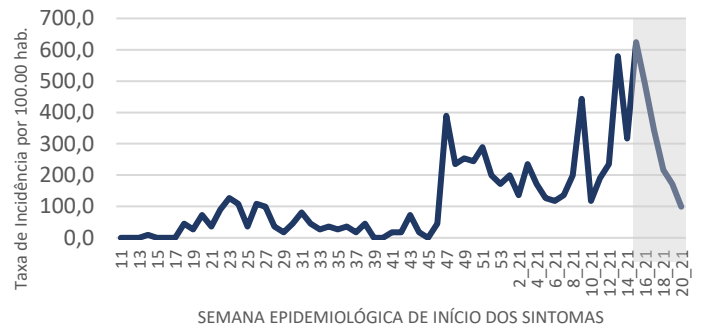
**São Paulo do Potengi**



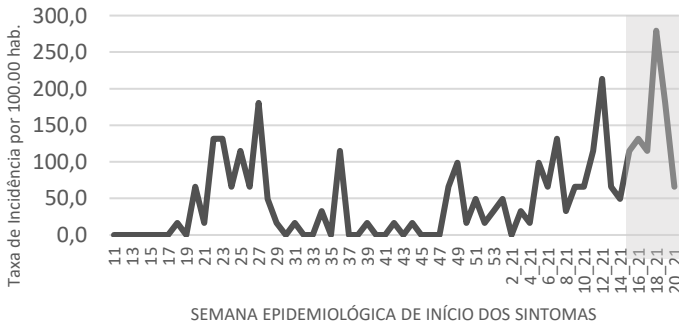
**São Pedro**



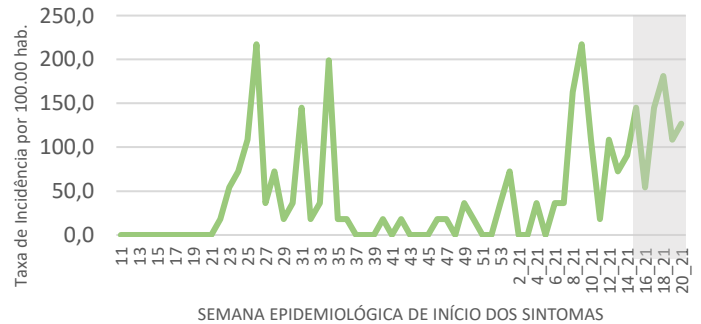
**São Tomé**



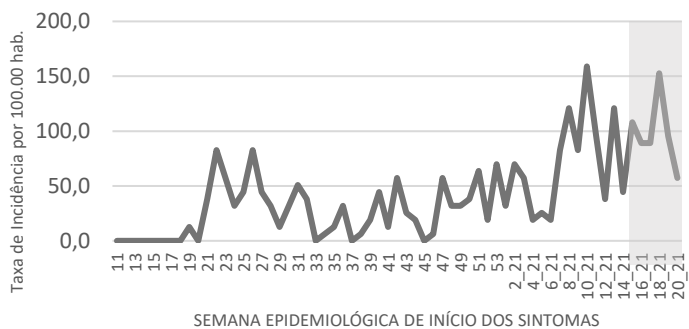
**Senador Elói de Souza**



**Sítio Novo**

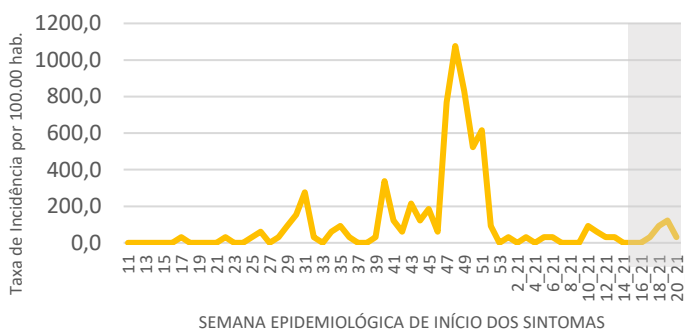


Tangará



**6ª REGIÃO DE SAÚDE - PAU DOS FERROS - INCIDÊNCIA DE CASOS DE COVID-19 POR 100.000 HAB.**

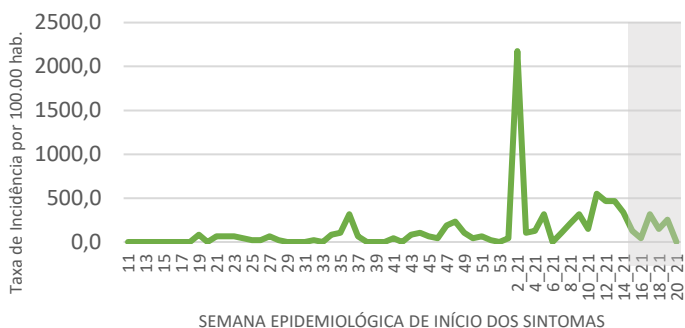
**Água Nova**



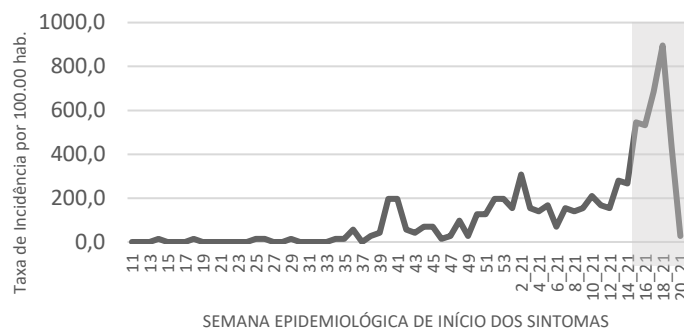
**Alexandria**



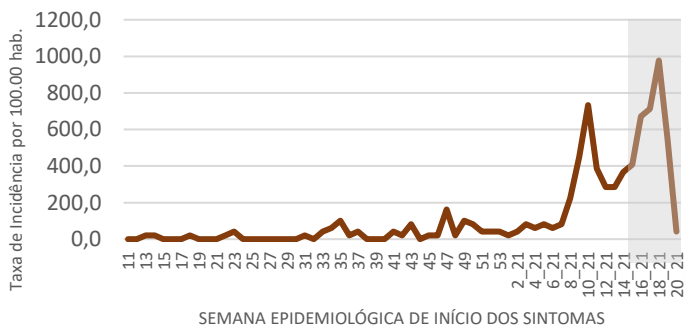
**Almino Afonso**



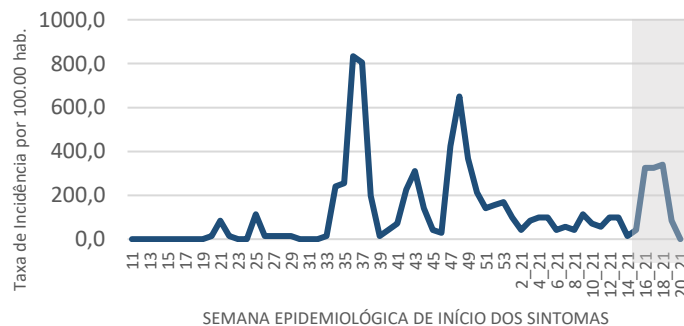
**Antônio Martins**



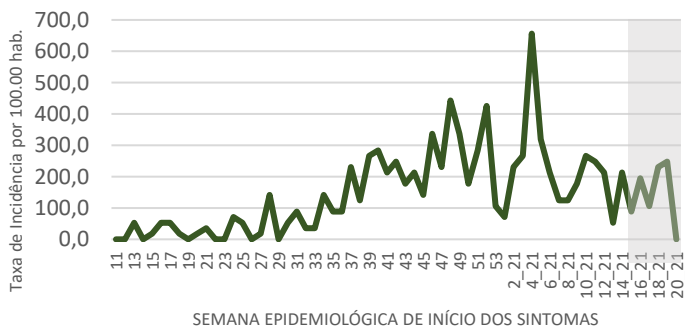
**Coronel João Pessoa**



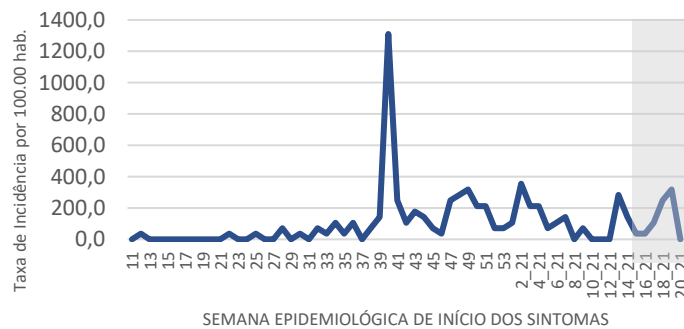
**Doutor Severiano**



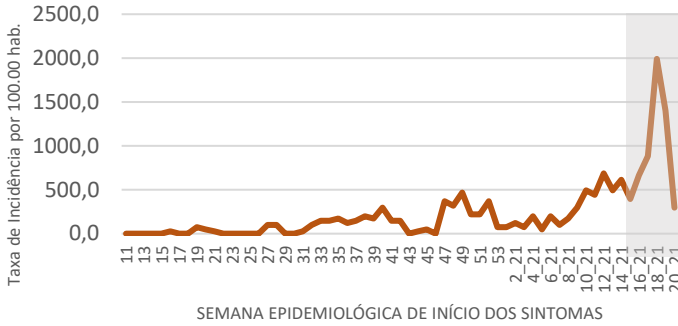
**Encanto**



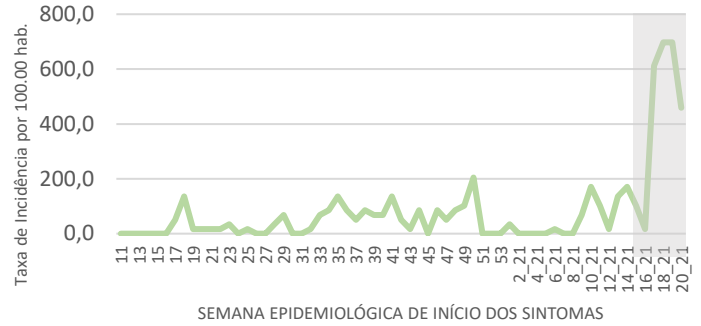
**Francisco Dantas**



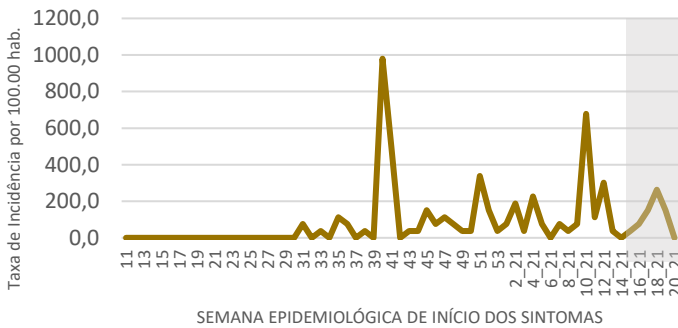
**Frutuoso Gomes**



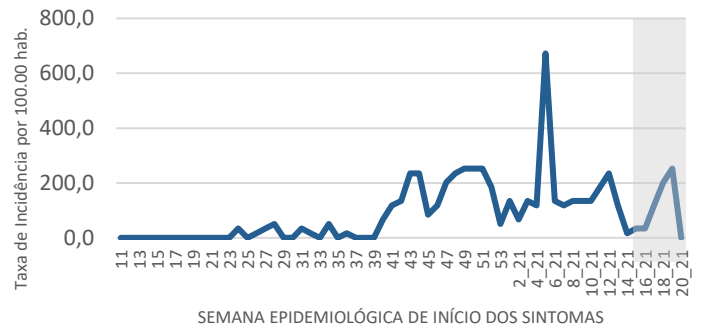
**Itaú**



**João Dias**



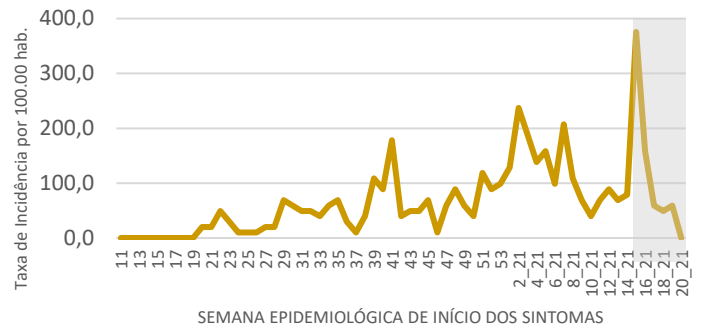
**José da Penha**



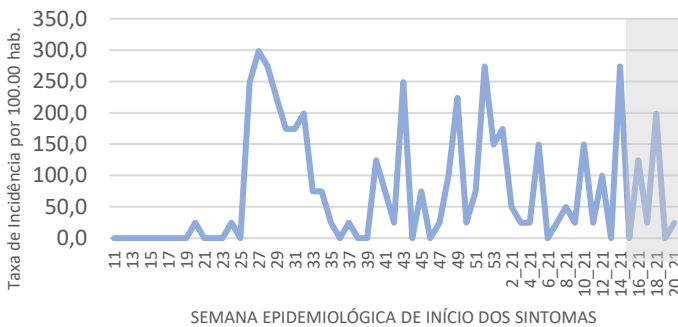
**Lucrecia**



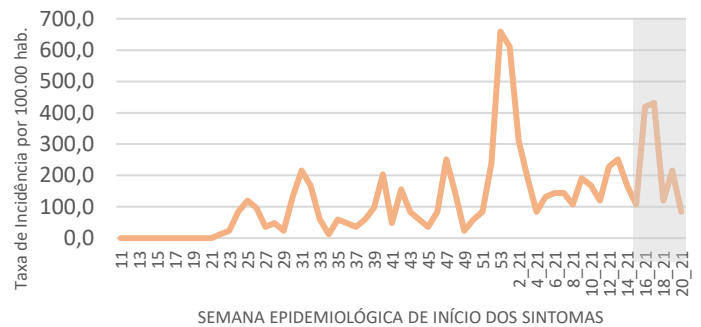
**Luís Gomes**



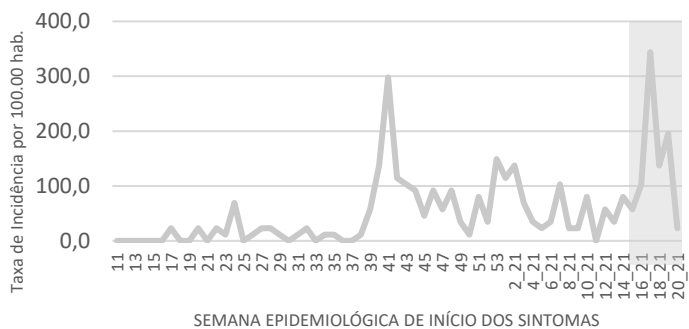
**Major Sales**



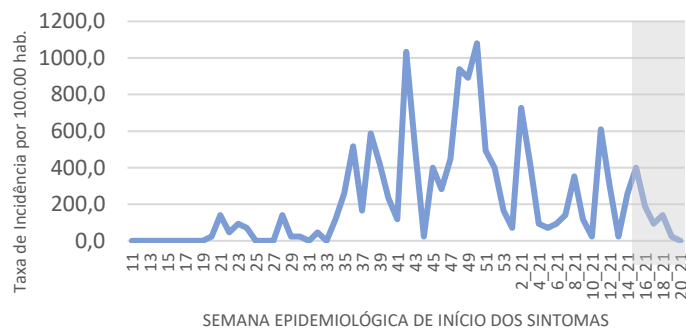
**Marcelino Vieira**



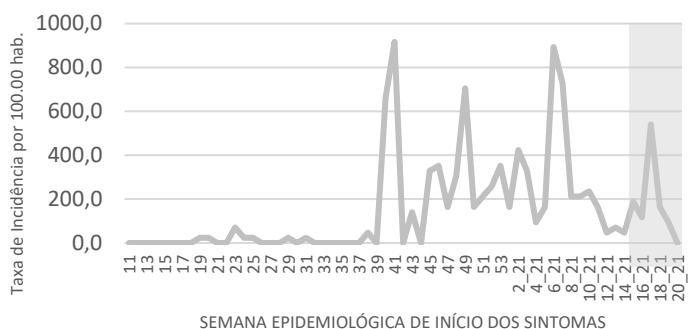
**Martins**



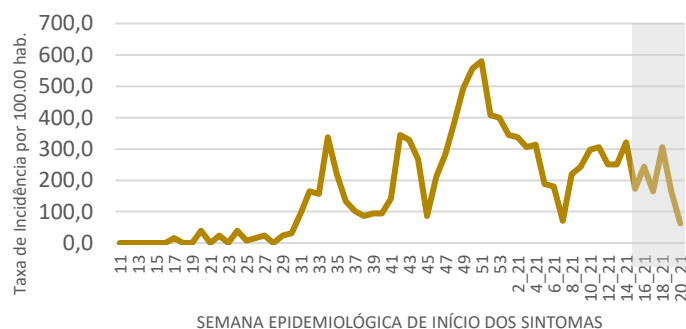
**Olho-d'Água do Borges**



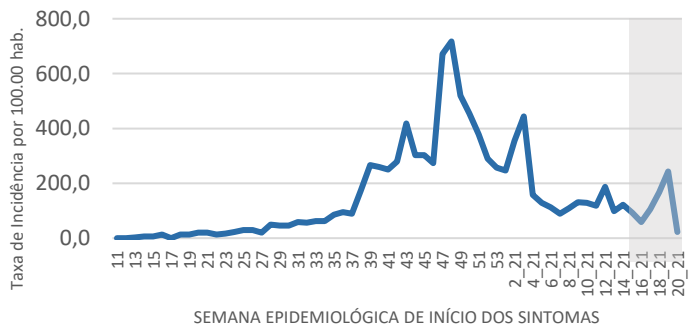
**Paraná**



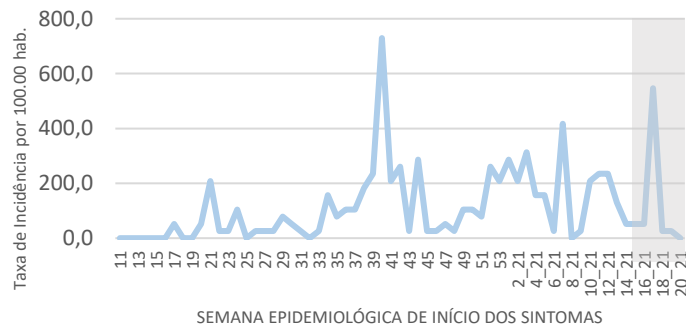
**Patu**



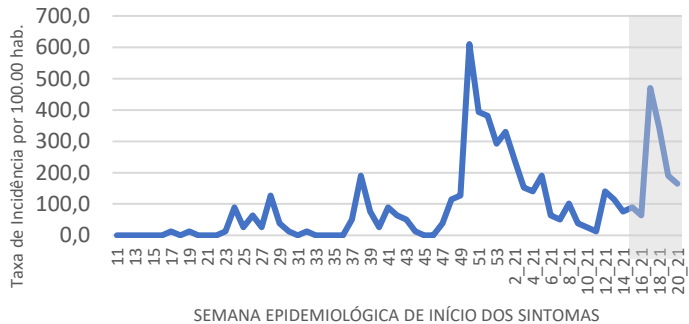
**Pau dos Ferros**



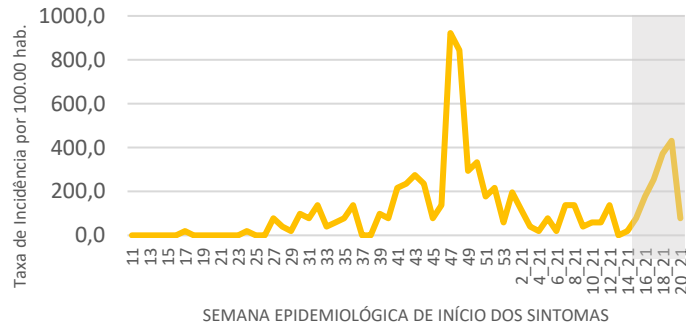
**Pilões**



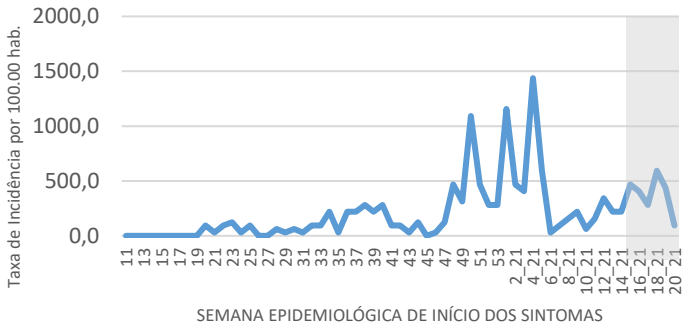
**Portalegre**



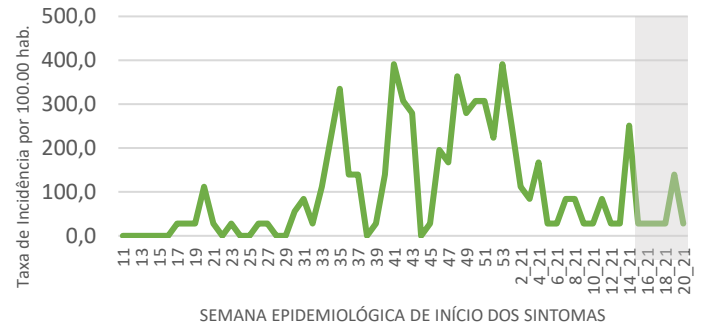
**Rafael Fernandes**



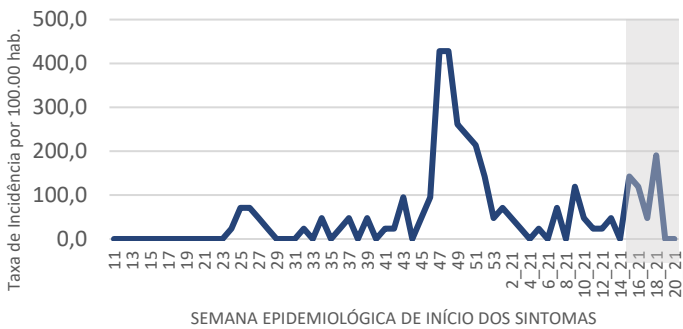
Rafael Godeiro



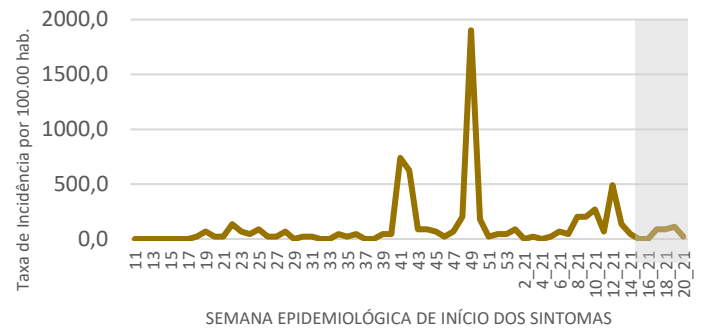
Riacho da Cruz



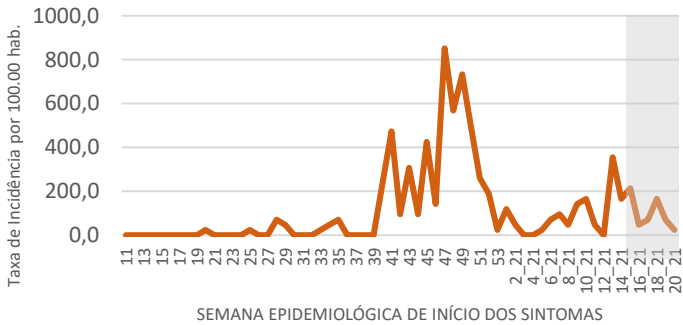
Riacho de Santana



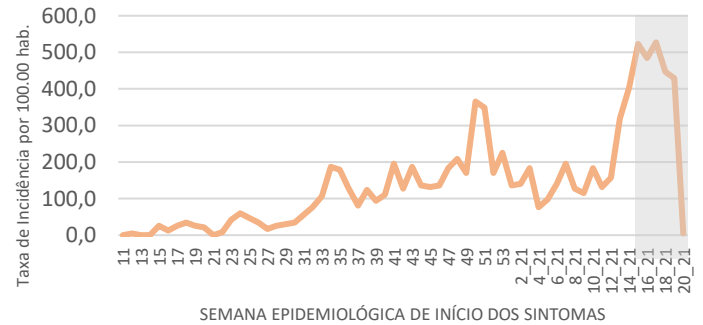
Rodolfo Fernandes



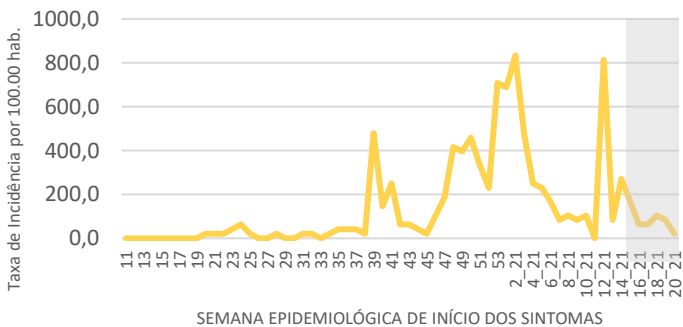
São Francisco do Oeste



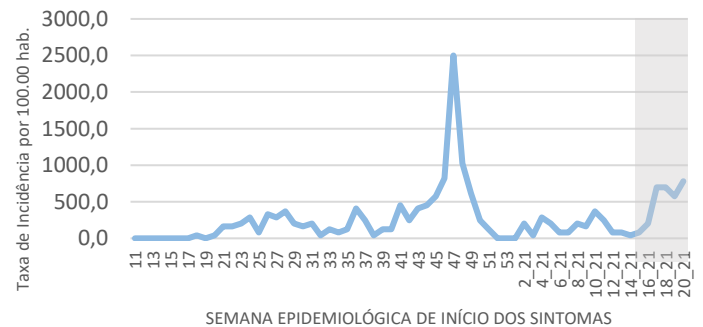
São Miguel



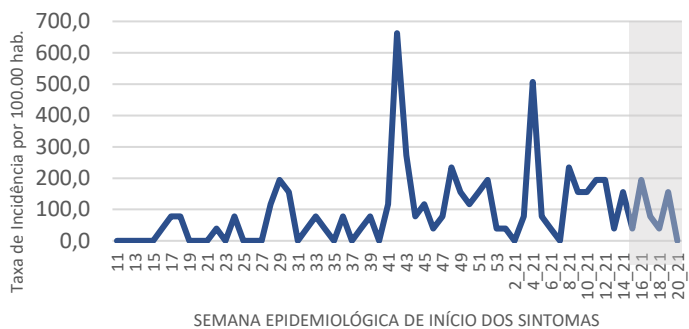
Serrinha dos Pintos



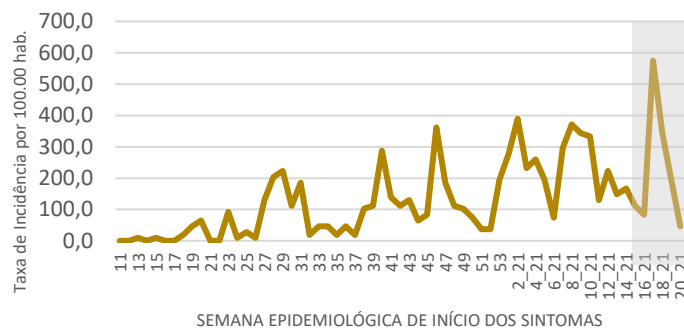
Severiano Melo



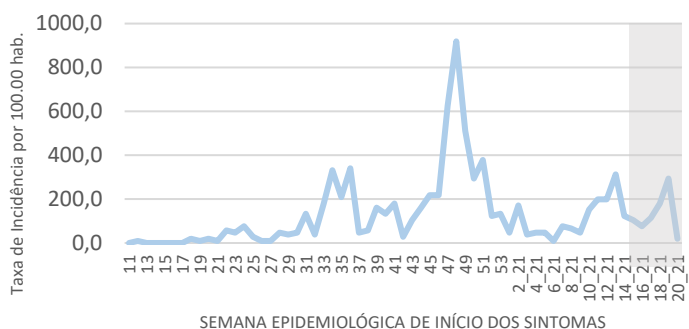
**Taboleiro Grande**



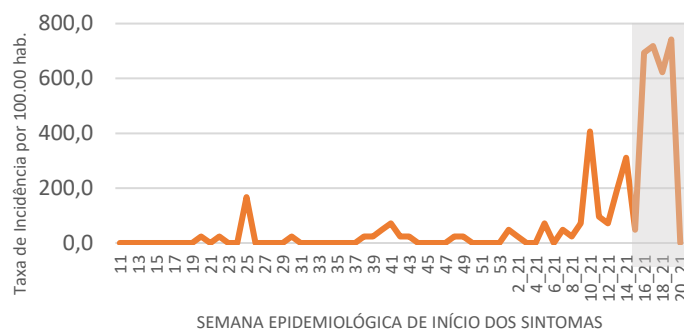
**Tenente Ananias**



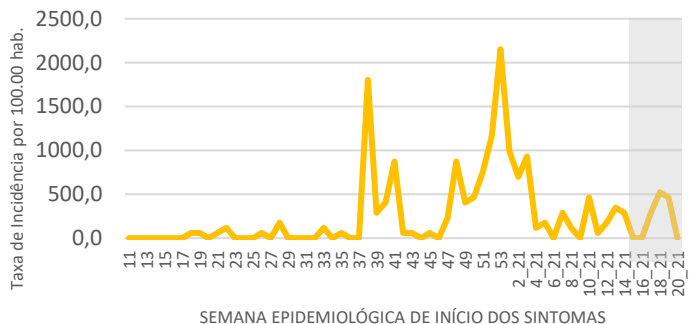
**Umarizal**



**Venha-Ver**



**Viçosa**





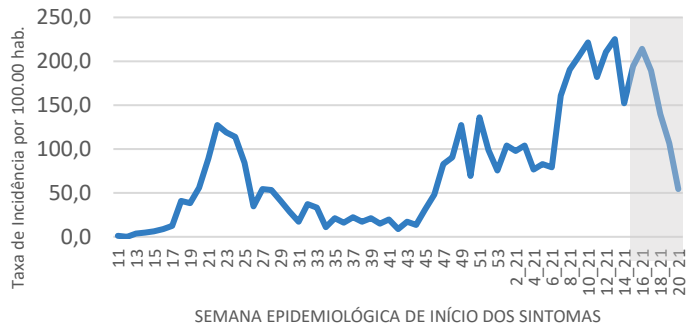


**7ª REGIÃO DE SAÚDE - METROPOLITANA - INCIDÊNCIA DE CASOS DE COVID-19 POR 100.000 HAB.**

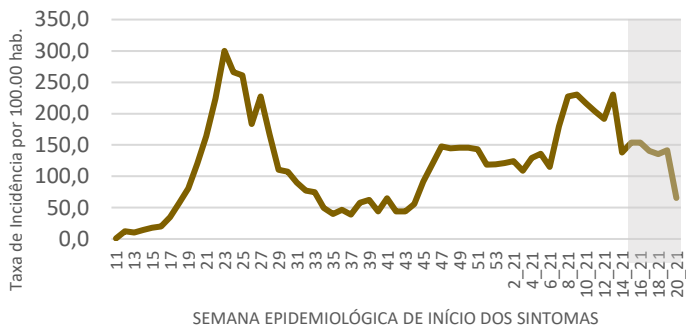
**Extremoz**



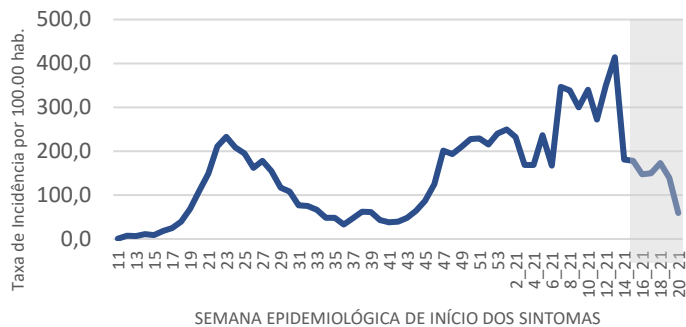
**Macaíba**



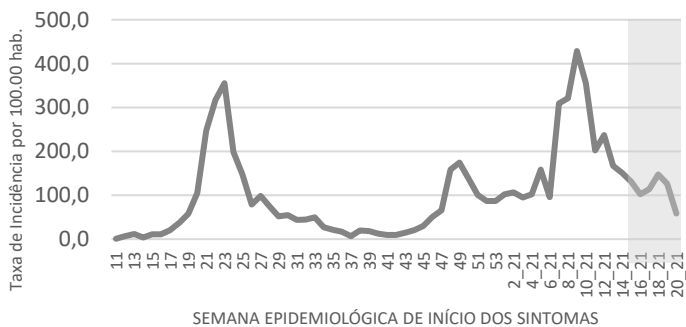
**Natal**



**Parnamirim**

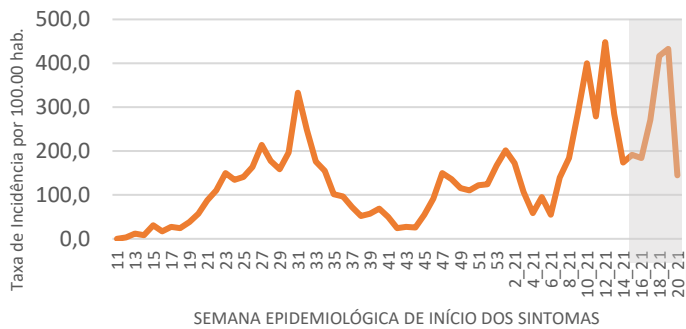


**São Gonçalo do Amarante**

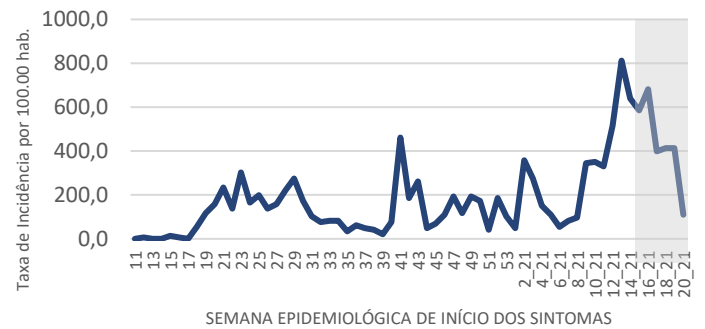


**8ª REGIÃO DE SAÚDE - AÇU - INCIDÊNCIA DE CASOS DE COVID-19 POR 100.000 HAB.**

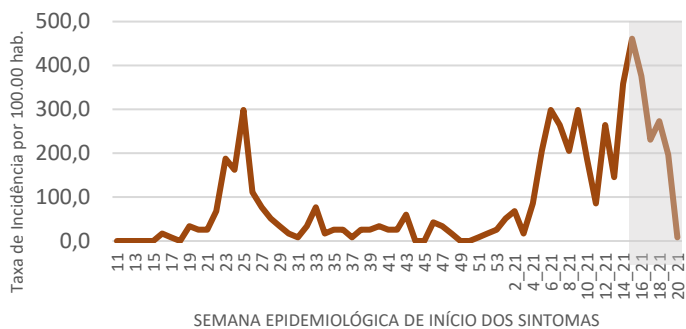
**Açu**



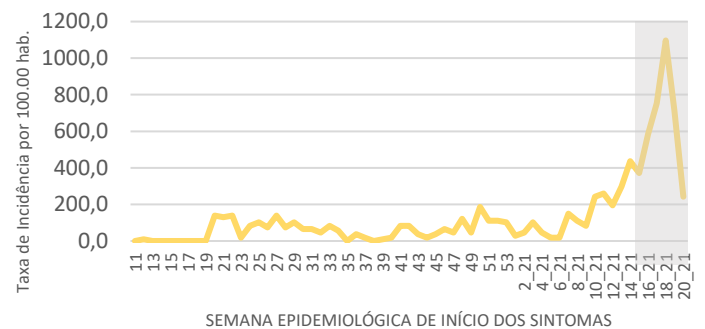
**Alto do Rodrigues**



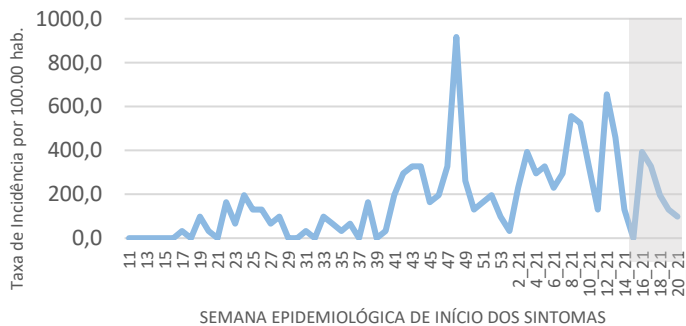
**Angicos**



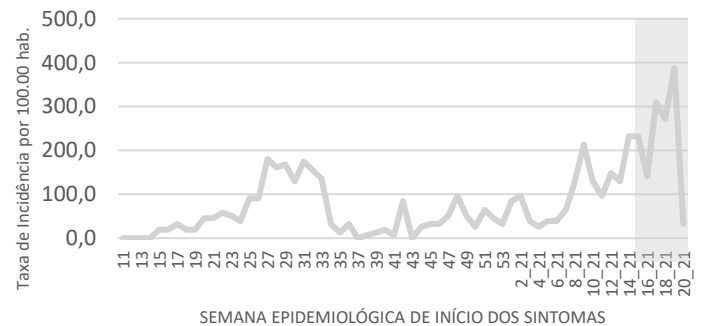
**Carnaubais**



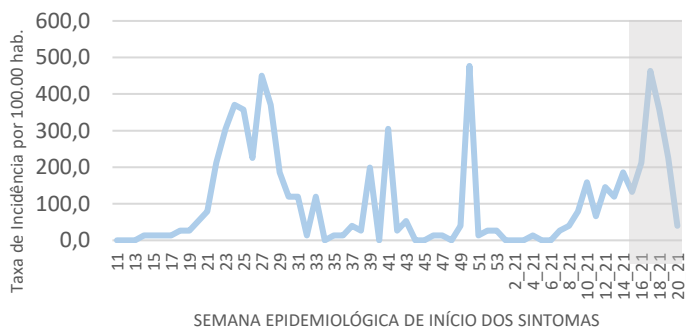
**Fernando Pedroza**



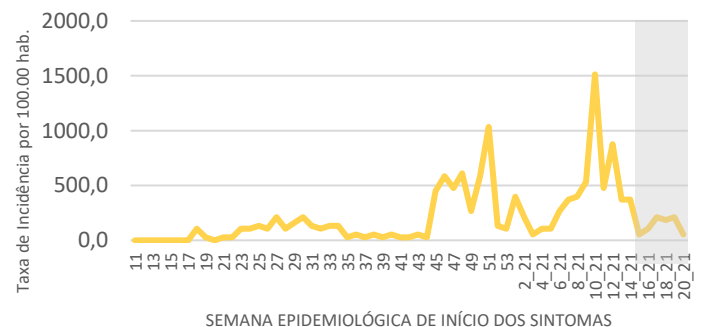
**Ipanguaçu**



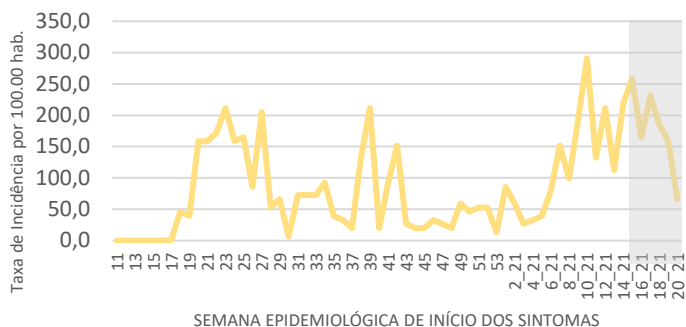
**Itajá**



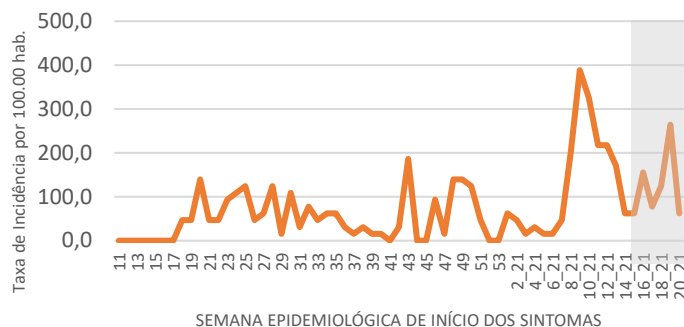
**Paraú**



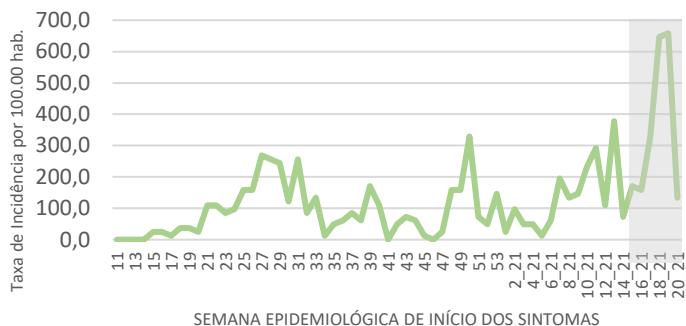
**Pendências**



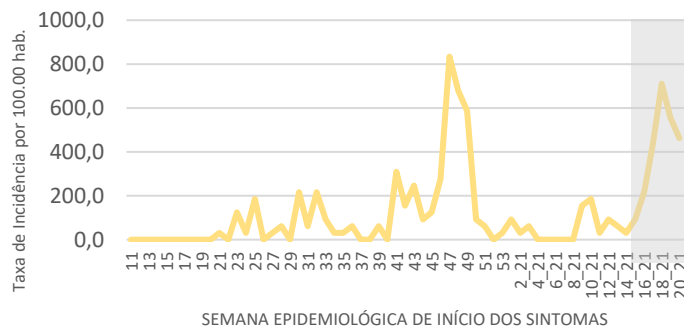
**Porto do Mangue**



**São Rafael**



**Triunfo Potiguar**



\*Por motivo de instabilidade no sistema da SESAP, não foi possível a atualização da semana epidemiológica.



**Informe Epidemiológico - COVID - 19**  
Monitoramento dos casos de COVID-19  
Ano 2020/2021

**SECRETARIA DE ESTADO DA SAÚDE PÚBLICA**  
Av. Marechal Deodoro da Fonseca, 730 - Centro, Natal/RN

**Secretário de Estado da Saúde Pública:** Cipriano Maia de Vasconcelos

**COORDENADORIA DE VIGILÂNCIA À SAÚDE**

**Coordenadora:** Kelly Kattiucci Brito de Lima Maia

**SUBCOORDENADORIA DE VIGILÂNCIA EPIDEMIOLÓGICA - SUVIGE/RN**

**Centro de Informações Estratégicas de Vigilância em Saúde**

Maria Suêly Lopes Correia Pereira  
Marcos Sergio de Araújo Guerra  
Stella Rosa de Sousa Leal  
Valeska Daliane Souto de Souza  
Viviane Fernandes de Medeiros  
Ximemya Glauce da Cunha Freire Lopes  
Thiago Emmanuel Araújo dos Santos  
Natalia Raiane Silva Vieira

**Equipe de Apoio**

Mayra Beatriz Costa Medeiros  
Tannyra Thuyanne Silva Costa Freire

**ELABORAÇÃO DO INFORME EPIDEMIOLÓGICO**

Claudia Cibelly de Oliveira Lourenço  
Mayra Beatriz Costa Medeiros  
Tannyra Thuyanne Silva Costa Freire

